

Electrolux

MAKE LIFE DELICIOUS™

Electrolux Built-in Appliances
2019



**Developed for
professionals, now
adapted for you.**

Behind the Inspiration
Range from Electrolux
lies nearly a century of
supplying professional
kitchens and laundries.



Inspired[★] Contents

*Electrolux
Collection 2019*

COOKING

3 - 16 Electrolux introduction

17 - 38 Single ovens

39 - 42 Microwaves

43 - 52 Compact range

53 - 72 Hobs & Outdoor barbecue

73 - 84 Hoods

COOLING

85 - 96 Fridge freezers &
Side-by-side food centers

97 - 102 Wine coolers



DISHCARE

103 - 112 Dishwashers

LAUNDRY

113 - 120 Fully integrated & free standing

Our professional experience

For 90 years, we've been supplying equipment to the world's most prestigious restaurants as well as professional laundries. In fact, **we're the only global brand with a full range of both professional and domestic kitchen appliances.**

.....
One in two chefs featured in the Michelin Guide in Europe use Electrolux equipment in their restaurant kitchens.
.....

Brand leaders in professional appliances



Your new kitchen

Our unique know-how has gone into creating the Electrolux Inspiration Range.

Developed for professionals, now adapted for you.

Our design focus

Nothing is extraneous. Everything is carefully considered. And in the clean architectural lines and soft curves, you'll notice echoes from the world around us today; modern architecture, contemporary product design and interior design trends.

To ultimate functionality, our design team brings elegant simplicity, with an emphasis on the use of pure materials and sophisticated textures.

"We had in mind three key words: modern, distinctive and premium."

Thomas Johansson

Design Director,
Electrolux



Your creative freedom

Choose any combination from our Inspiration Range to best suit you, your home and the way you live. You'll know that everything will come together perfectly as part of an integrated family.

Your choices will do something else, too. They will complement your kitchen with understated style.



"The visual simplicity of the entire range is born from a desire to challenge everything that's stood before; to redefine not reinvent."

Luca Comello
Design Project Manager,
Electrolux



A grander vision

One of the most distinctive design features of our Inspiration Range is the unique 'flow line'. An integral visual element across the range, it discreetly unites your kitchen. A subtle signature that brings design harmony to your home.

Seamlessly aligned

Place our Inspiration Range side by side and you'll see that your choices are made for each other and your kitchen plans, whatever combination works best for you. While the repeated flow line adds the finishing, unifying touch, each model's size and shape has been meticulously considered so the range always appears as a coordinated whole.



"We created an identifying shape on the fascia of every Inspiration appliance that is instantly recognisable. This shape goes across our cooking, cooling and cleaning products – bonding the range together as one."

Per Börjesson

Senior Design Manager,
Electrolux



The finer details

Can it be designed and engineered better? That question is the very essence of our Inspiration Range, leading us to take current industry solutions as a starting point only, rather than the standard to follow.

Here are just a few highlights.



Feeling the materials

Talking to consumers, we know the value placed on 'feeling' the materials. We've placed great emphasis in this area, across the range.

On our oven interfaces, for example, we've moved the display glass to the front, allowing the edge to protrude for the very first time. A subtle change that whispers quality.



Our high end washing machines have a translucent, high-acrylic layer on top of the panel, which is crystal clear with a silver finish background. The interface is set in a black window, with elegant, white LEDs.

Our aim was to create minimal, clutter-free appliances. So now, you can appreciate the uninterrupted beauty of the design lines from every angle.



Touch-screen controls

Our latest interfaces bring all the familiarity and ease of use of touch-screen technology to your kitchen.




A quiet flow line that is aligned across the products in the range.

Unique material combinations for a clean, sophisticated product design.



The inspiration range

The Inspiration Range is built on our professional experience: with each of our hero models we can demonstrate how we have taken our learnings and experience from our professional expertise and built these into our Inspiration Range.



The Inspiration Range. Developed for professionals, now adapted for you.

Cooking

Our large capacity ovens are full of bright ideas team yours up with the latest hob and designer hood.

Single oven with all the trimmings!

The oven is no doubt one of the most important appliances in your kitchen. Choosing the right oven to suit the space you have and the way you want to cook is key to the success of your new kitchen. Whatever size or type of kitchen you have Electrolux offers you a choice of ovens that really allows you to express your individual taste and cooking style.





+ 20% bigger than standard trays Infospace™ tray 43 x 34 cm



More space to create

Imagine being able to cook a family-sized joint with all the trimmings or three courses at once in a single oven. Now it's a reality, thanks to the InfiSpace™ oven range. Open the door to discover the most flexible cooking space around.

Add complete flexibility to a kitchen and the opportunities are mouth-watering. Ask any chef, with the equipment to meet every challenge. Of course, a restaurant kitchen has the luxury of space. Few homeowners can spare the room to accommodate such culinary arenas. So how about one oven that can do the lot?

Hungry to do more
Our InfiSpace™ oven range has a big appetite for cooking, from the largest joint to a whole party's worth of canapés Inside, you have the most flexible


cooking space available – 25% bigger than standard models – yet you don't need to allow any more room for it. The oven's external dimensions match those of a standard model.

It's not just the 74-litre cavity that will impress. The baking tray is 20% bigger too for lots more deliciously golden treats. You can also place your creations on up to nine different shelves, with uniform cooking all round.




20% larger baking tray
Maximum flexibility to cook more food in one go

Possibility of up to 9 shelf positions with repositionable telescopic runners. It also permits simultaneous cooking in levels



25% bigger



A huge choice of innovative ovens

The oven is no doubt one of the most important appliances in your kitchen. Choosing the right oven to suit the space you have and the way you want to cook is key to the success of your new kitchen. Whatever size or type of kitchen you have, Electrolux offers you a choice of ovens that really allows you to express your individual taste and cooking style.



UltraFanPlus

ULTRAFANPLUS ensuring superior evenness

Thanks to the new Ultra Fan Plus fan oven concept, the heat is circulate very evenly, cooking all the food in the same way, where-ever it has been placed in the oven.

The fan diameter has become larger, with a bigger central opening. This reduces the air speed and turbulence where the air enters the fan housing.

This big inlet opening also gives a wider air stream at the back of the cavity. The effect is more even baking results from the front to the back of the baking trays and also from level to level.

The result is an excellent distribution of the hot air, the best we have achieved to date, both from side to side and from top to bottom, whether you are using one, two or three trays.



Max. visibility 2-halogen lamp spot illumination

The inclined Spot illumination focuses 100% on the food to let you have a clear view of what is going on.

An added benefit is that the placement of the lamp prevents you from being dazzled, particularly important when the oven is placed in a high cupboard rather than below the kitchen worktop.

The halogen bulb is a full 40W, a true spotlight indeed.


In the higher ranges there is an additional 25W halogen side lamp, particularly useful when you are exploring our new oven's capabilities to bake on more than one level at the time.



VelvetClosing® door-more than a touch of luxury

Our door with VelvetClosing® adds a sense of luxury and is in reality also very convenient. How often have you not got both hands full?

The door starts to close at an angle of approximately 17-18°. All you need to do is give it a gentle shove. There will be slamming, just a smooth closing action.



Touch control

Move around the menu effortlessly using the touch control, with icon and text display for ease of use.



Cool to the touch

However hot inside, the oven door remains just 20° warmer than room temperature.



My way

Use the MyFavourite button for instant access to your well-loved cooking settings.



Foodprobe

The FoodProbe is inserted into the middle of the meat (or fish), ensuring that it does not touch any bone.

In our new InfiSpace™ ovens the food probe is connected outside the oven cavity. Easier to connect and disconnect. And safer too.

Once the set temperature has been reached, a signal will sound and except for models with the simplest oven timer, the oven will be switched off. It couldn't be simpler or better!



InfiSpace™

Excellent energy labelling

Our new InfiSpace™ ovens are very economical in use.

All models in our InfiSpace™ Apollo range* are consuming 20% less energy than a Class A oven*.

The energy saving is obtained thanks to the hot air now circulating more evenly throughout the cavity, giving faster heat up with a reduction in cooking temperatures of 20%.

Another contributing factor is the optimised cooling fan circuit and oven insulation.

* 20% more energy-efficient compared to the limit of energy efficiency class A (1,00 kWh) for large ovens (≥ 65 l) calculated according to EU Directive 2002/40/EC



What's key for you in cooking?

Check the key opposite, then look for the symbols in the following pages to find the features you want.



Moist fan baking



Slow cook



Bottom heat



Frozen foods



Grilling



Fast grilling



Turbo grilling



Conventional cooking



Pizza setting



True fan cooking



ECO roasting



Defrost



Keep warm



The secret to great taste

Restaurant quality food is often thought to be the domain of professional chefs - until now.

What is the secret behind the amazing food creations of top chefs around the world?

It is a subject that certainly gets those who love the experience of food talking, and sharing recipes and food stories to create something just as inspirational.

Together with Michelin starred chefs, we want to share the story, too, and reveal the secret of achieving

great tasting food in your own kitchen.

If you are passionate about unlocking the real flavor of food, Electrolux can inspire a whole world of new culinary possibilities for you to enjoy. This secret ingredient cannot be found in any recipe book; it's a technique that must be shared. The secret of tastier food? A combination of heat with the right amount of steam. Let's explore further.





Just add steam

Chefs mix steam with heat because it transforms ordinary ingredients into extraordinary dishes. Today, this rare culinary treat can be your deliciously simple secret.

Combining steam with heat at the same time has helped restaurants earn Michelin stars. While gentle steam cooking preserves the mouthwatering succulence of food on the inside, conventional heat ensures that the outside is crisp and golden.

But this is no longer a technique reserved for professionals, with all the right equipment. Professional know-how has arrived in the home in the shape of our CombiSteam Deluxe oven.

Big impression, small effort. Simply select one of the oven's steam functions, there are three options to choose from – and voilà! Culinary delights couldn't be easier to create. And CombiSteam Deluxe also bakes, roasts, grills and slow cooks.

Steam ahead
Steamed dishes are not only delicious, they're also incredibly healthy. Steam preserves up to 50% more vitamins and minerals than any other cooking method. Combining steam and heat significantly cuts cooking times too. And it's economical, requiring lower temperature settings than usual.



“Working with an oven that combines steam and conventional cooking is one of my preferred cooking techniques, it is the secret of professional cuisine.”

Fernando Canales

Head Chef, Etxanobe, Bilbao, Spain
Electrolux



SousVide
made simple:



1. Prepare

Clean, chop and season



2. Seal

Seal all the flavours in the vacuum bag using CombiVac sealer drawer



3. Steam

Place in CombiSteam SousVide oven and select SousVide cooking function. Adjust the temperature in steps of 1°C for exactly the results you want



4. Impress

Serve up a tender, intensely-flavoured taste revelation

Taste, intensified

Ever wondered how top restaurants create such pure, powerful flavors? Well now you can do the same at home, using the technique that gives professional kitchens their advantage — SousVide.

Taste buds at the ready

The most chickeny chicken, the beefiest steak... Imagine dishes with a flavour so clear, so pure, so powerful that it's like tasting them for the very first time. Food so delicious, your guests could think they're eating in a first class restaurant.

The secret is SousVide. It's long used by the very best Michelin starred restaurants to achieve superb results consistently for the fussiest diners. With 90 years' experience working with professional chefs, Electrolux can now bring that experience to your kitchen.

Seal, steam and savour

With SousVide cooking, ingredients are vacuum-sealed with a few herbs and flavourings in a food-grade bag, then steam-cooked. With no air to get in the way, the special chemistry between flavours is maximised. Steamed at low temperature, the cooked result is incredibly tender too. And once cooking is underway, you can relax and enjoy entertaining your guests, safe in the knowledge you'll astonish them with an amazing dish.



The Professional Connection

We know from working with Michelin-starred restaurants that what chefs seek above all is amazing flavour.

That's the thinking behind our CombiSteam SousVide oven and CombiVac sealer drawer, based on technology developed for the professional market.



CombiSteam SousVide oven

EOB 9956 XAX

The intensified taste by the combination of vacuum sealed food and steam oven technology gives you a new way of cooking with great results every time.

\$38,800



Benefits / Features

SousVide Technology

Steam food in cooking bags, locking in the goodness & flavours. Food cooks in its own juices at low temperature and doesn't lose water... for unparalleled taste and texture.

360° steam function

Just add steam for greater taste to all types of cooking (roasting, baking, steaming vegetables and desserts).


Inner temperature control

Steam food in cooking bags at precise temperatures - just set the core temperature and it's impossible to overcook anything ever again.



- 1 SousVide programme + 4 steam cooking modes + 20 cooking functions
- InfiSpace™ - extra large cavity
- InfiSpace™ Tray
- UltraFanPlus
- Full touch TFT color display
- Unique VarioGuide technology
- Humidity sensor - adjusts the right temperature, humidity and time to the desired recipe automatically
- MyFavourite programme
- FoodProbe
- VelvetClosing®
- EasyEntry racks
- CoolDoor Plus
- 1 wire shelf, 1 baking tray, 1 grill / roasting pan, 1 patisserie tray, 1 set of telescopic runners & 1 steam set supplied in your oven
- Color: anti-fingerprint stainless steel
- Energy rating: A+
- Compatible appliance: CombiVac Sealer Drawer EVD 14900 OX
- Made in Germany

Technical info



Built-in (mm)

590 (H) x 560 (W) x 550 (D)

Dimensions (mm)

594 (H) x 594 (W) x 567 (D)

Optional accessory: Deluxe Steaming Set

CombiVac sealer drawer**EVD 14900 OX**

Our CombiVac sealer drawer gives you maximum flexibility in trying out, preparing and storing gourmet meals in advance.

\$32,800

**Benefits / Features****Bring out the flavour faster**

Bring rich, deep flavour to your cooking in less time. There is no need wait hours for traditional marinating. Simply put your food and spices inside the vacuum sealer drawer, close the lid and push the button.

Plan ahead

Dishes can be prepared in advance, sealed, and cooked when needed with perfect retention of flavours, ideal for people with a busy lifestyle.

3 programmes: vacuum, sealing, marinate / infusion

4 vacuum levels available

3 sealing time settings for different bags thickness

Vacuum of liquids

User interface with touch control

Stainless steel professional vacuum chamber AISI 304

Chamber dimension for Gastronorm 1/2 pan

Push / pull opening

Total connected load: 1,150W (13A)

Color: anti-fingerprint stainless steel

Compatible appliance: CombiSteam SousVide Oven EOB 9956 XAX

Made in Italy

Technical info**Built-in (mm)**

139 (H) x 560 (W) x 550 (D)

Dimensions (mm)

129 (H) x 594 (W) x 531 (D)

Optional accessory:**SousVide cooking bags E30S**

Professional grade bags up to 120°C for storage, marinade, SousVide cooking and microwave ovens. 50 bags, 2 sizes (20 x 30cm / 25 x 35cm).

\$300



InfiSpace™ CombiSteam

Hot air and steam combine to deliver extraordinary results – in both taste and presentation. Restaurants have had this advantage for years. Now it's your turn.

Steam cooking

Electrolux has the largest cavity single oven with full wet steam in the market - combining traditional cooking with all the healthier benefit of steam, retaining all the flavors and nutrients in the food with the ability to give golden crispy results. The steam and heat combination significantly reduces cooking time and saves energy versus traditional oven cooking.

Steam cleaning

What about cleaning the oven? We take it that it is not your favorite chore in the kitchen. But with the steam oven's cleaning program, it is a child's play. Please add water and approximately a table spoon of vinegar, let it work for about 15 minutes and wipe out the dirt. That is it!



Watch the way steam works

See the difference steam makes with our mini videos showing different dishes being cooked with conventional heat and with added steam.

Different steam cycles for different kinds of food

PureSteam

- For delicate fish, vegetables, rice, couscous
- 100% humidity
- Low - maximum temperature
- Maximum retention of nutrients

SoftSteam

- For quality reheating of leftovers and cooking convenience/frozen food
- Steam+heat - 50% humidity
- Temperature 110 - 140°C
- High retention of nutrients

CrispSteam

- For a tender inside with a crusty outside (meat, poultry, bread, cakes)
- Steam+heat - 25% humidity
- Temperature 140 - 230°C
- High retention of nutrients

Steam only

Steam + Hot air

CombiSteam Deluxe

CombiSteam



Full steam



Quarter steam + heat



Half steam + heat



Steam regenerating

Crisp outside

While baking produces a crispy texture and enticing golden colour on the outside.

Tender inside

Steam gently cooks the food from surface to core evenly, preserving its natural flavour and juiciness.

CombiSteam Deluxe oven**EOB 8857 AAX****Steam and heat for great results**

\$28,800

**Benefits / Features****Tastier**

The combination of steam and heat creates perfect tasting dishes every time. Steam brings out all the natural flavour and goodness of food. Cooks evenly from the surface to the centre.

Healthier

Cooking with steam is much healthier. Food retains more nutrients, vitamins and minerals. Reduces the need for cooking with oil and fat.

Faster

Reduce cooking time by as much as up to 20%. Steam cooking is fast, convenient and versatile.



- 3 steam cooking modes
- 19 cooking functions
- InfiSpace™ – extra large cavity 73L and even cooking on 5 levels mean that you can cook more at the same time
- InfiSpace™ Tray
- UltraFanPlus with new air guide design for even results throughout
- White LED display with touch controls
- VarioGuide: menu guided cooking
- 20 MyFavourite programmes
- Steam cleaning
- FoodProbe
- VelvetClosing®
- EasyEntry racks
- CoolDoor Xtra
- 1 wire shelf, 1 baking tray, 1 grill / roasting pan, 1 trivet, 1 patisserie tray & 1 set of telescopic runners supplied in your oven
- Color: anti-fingerprint stainless steel
- Energy rating: A+
- Made in Germany

Technical info**Built-in (mm)**

590 (H) x 560 (W) x 550 (D)

Dimensions (mm)

594 (H) x 594 (W) x 567 (D)

Optional accessory:

- Deluxe Steaming Set
- Steam Food Containers

Pyrolytic

HEAT CLEANING



With the pyrolytic oven, when selecting the pyro cleaning function, the oven heats up to 480°C, leaving only a fine ash that can be easily wiped with a damp cloth once the oven has cooled.

The oven will even remind you in the display when it is time to run a cleaning cycle. (The time between each alert will depend on the oven functions used.)

This reminder will be cancelled automatically after a cleaning, but it can also be cancelled manually.

It is also possible to use the Delay Start function with the pyrolytic cleaning, for example if you wish to run the cleaning cycle during the night, for reasons of convenience and/or economy.

The catalyst is maintenance free and will last the lifetime of the appliance.



No more long hours of scrubbing. No more use of strong chemical cleaners. And at a typical cost of only around 50 cents*.

*internal evaluation-depending on kWh price



InfiSpace™ pyrolytic oven**EOC 5851 FAX**

The most flexible cooking space available with guaranteed cooking results with pyro self-cleaning.

\$17,800

**Benefits / Features****Use every inch of space inside**

Thanks to the UltraFanPlus heating system with extra-large fan and air-guide design, your dish will cook completely whenever you place it in the oven.

Total cleanliness, but without the scrubbing

With the pyro self-clean oven, you can clean your oven at the touch of a button. Once activated, it turns residues into ash. It even tells you when it needs cleaning.



- 19 cooking functions
- InfiSpace™ – extra large cavity 74L
- InfiSpace™ tray
- UltraFanPlus
- White LED display with touch controls
- Assisted cooking
- FoodProbe
- Pyro self-clean function
- MyFavourite programme
- VelvetClosing®
- CoolDoor Xtra
- Easy-insert shelf racks for quick and easy shelf or tray replacement
- 1 wire shelf, 1 trivet, 1 grill / roasting pan & 1 set of telescopic runners supplied in your oven
- Color: anti-fingerprint stainless steel
- Energy rating: A+
- Made in Germany

Technical info**Built-in (mm)**

590 (H) x 560 (W) x 550 (D)

Dimensions (mm)

594 (H) x 594 (W) x 567 (D)

InfiSpace™ pyrolytic oven

EOC 5651 CAX

The most flexible cooking space available with guaranteed cooking results with pyro self-cleaning.

It has retractable knobs and push buttons for access to all settings.

\$13,800



Features

- 8 cooking functions
- InfiSpace™ – extra large cavity 74L
- InfiSpace™ tray
- UltraFanPlus
- White LED display with pop in / pop out controls
- FoodProbe
- Pyro self-clean function
- MyFavourite programme
- elvetClosing®
- CoolDoor Xtra
- Easy-insert shelf racks for quick and easy shelf or tray replacement
- 1 wire shelf, 1 trivet, 1 grill / roasting pan & 1 set of telescopic runners supplied in your oven
- Color: anti-fingerprint stainless steel
- Energy rating: A-20%
- Made in Germany

Technical info



Built-in (mm)

590 (H) x 560 (W) x 550 (D)

Dimensions (mm)

594 (H) x 594 (W) x 567 (D)



Multi-functional oven

EOB 5450 AAX

Multi-functional oven with ring heating gives you unparalleled versatility.

\$11,800



Features

- 8 cooking functions
- InfiSpace™ – extra large cavity 74L
- UltraFanPlus
- White LED display with pop in / pop out controls
- Easy to clean enamel liners
- VelvetClosing®
- CoolDoor Plus
- Front lamp illuminates the entire cavity without dazzling
- Easy grid chromed runners for quick and easy shelf or tray replacement
- 1 wire shelf, 1 trivet, 1 grill / roasting pan & 1 set of telescopic runners supplied in your oven
- Color: anti-fingerprint stainless steel
- Energy rating: A-20%
- Made in Germany

Technical info



Built-in (mm)

590 (H) x 560 (W) x 550 (D)

Dimensions (mm)

594 (H) x 594 (W) x 567 (D)



Multi-functional oven**EOB 3450 AAX**

The same flexibility that busy chefs require.

Straight forward control – with rotary knobs and countdown function.

Use every inch of space inside – everything will cook evenly.

\$8,800

**Features**

- 8 cooking functions
- InfiSpace™ – extra large cavity 74L
- UltraFanPlus
- White LED display with pop in / pop out controls
- VelvetClosing®
- CoolDoor Plus
- Top heat element movable for easy cleaning
- Total connected load: 2,780W (13A)
- 1 wire shelf, 1 baking tray, 1 grill / roasting pan & 1 set of telescopic runners supplied in your oven
- Color: anti-fingerprint stainless steel
- Energy rating: A
- Made in Italy

Technical info**Built-in (mm)**

590 (H) x 560 (W) x 550 (D)

Dimensions (mm)

594 (H) x 594 (W) x 567 (D)

**Multi-functional oven****EOB 3414 AOX**

Multi-functional oven with PlusSteam function, the secret of baking warm out-of-the-oven baked bread is yours, too.

\$8,800



PlusSteam

**Features**

- 8 cooking functions
- InfiSpace™ – extra large cavity 72L
- PlusSteam function – create a richer and glossier color, a crispier crust and soft delicious texture for all your home-baked bread
- UltraFanPlus
- White LED display with pop in / pop out controls
- Total connected load: 2,980W (13A)
- 1 wire shelf, 1 baking tray & 1 grill / roasting pan in your oven
- Color: anti-fingerprint stainless steel
- Energy rating: A
- Made in Italy

Technical info**Built-in (mm)**

580 (H) x 560 (W) x 550 (D)

Dimensions (mm)

589 (H) x 595 (W) x 569 (D)



Single ovens

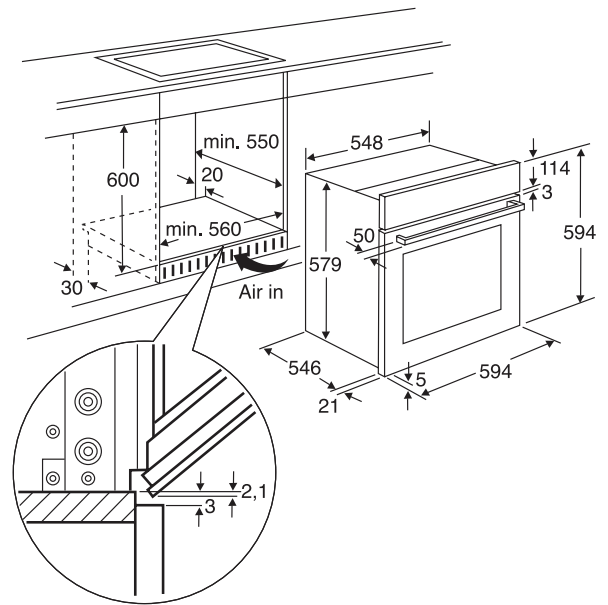
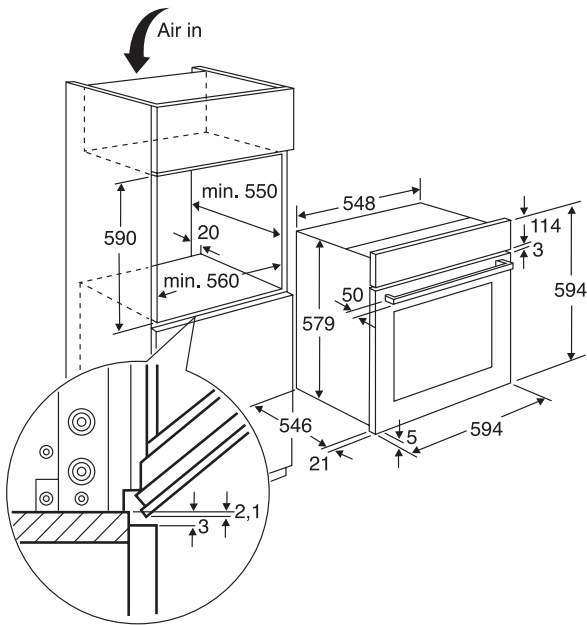


Model	EOB9956XAX	EOB8857AAX	EOC5851FAX	EOC5651CAX	EOB5450AAX	EOB3450AAX	EOB3414AOX
Fuel	Electric SousVide & Steam	Electric Steam	Electric	Electric	Electric	Electric	Electric
Oven functions							
Ultrafan operated cooking	•	•	•	•	•	•	•
Turbo-grilling	•	•	•	•	•	•	-
Conventional cooking	•	•	•	•	•	•	•
Pizza setting	•	•	•	•	•	•	•
Defrost	•	•	•	•	•	-	•
Keep warm	•	•	•	-	-	-	-
Full width/dual circuit electric grill(1)	•	•	•	•	•	•	•
Economy electric grill	•	•	•	•	•	•	•
Base heat finishing and reheating	•	•	•	•	•	•	•
Steam cooking (100)	•	•	-	-	-	-	-
Steam cooking (25/75)	Humidity	•	-	-	-	-	-
Steam cooking (50/50)	High, Medium, Low	•	-	-	-	-	-
Oven features							
Oven door (Q=quadruple, T=triple, D=double)	Q	Q	Q	Q	T	D	D
Interior lights (Watts)	2x65	2x65	2x65	1x40	1x40	1x40	1x40
Interior lights (Position)	Top & side	Top & side	Top & side	Top	Top	Back	Back
Rotary controls	-	-	-	•	•	•	•
Pop in/pop out controls	-	-	-	•	•	•	•
Touch control	•	•	•	-	-	-	-
Set timer	•	•	•	•	•	•	•
Digital display	TFT	•	•	•	•	•	•
Digital temperature control	•	•	•	-	-	-	-
Compact hinge	•	•	•	•	•	•	•
Cooling fan	•	•	•	•	•	•	•
Easy installation - side handles and stability feet	•	•	•	•	•	•	•
Programmer							
Fully programmable electronic timer	•	•	•	•	•	•	•
Electronic minute minder	•	•	•	•	•	•	•
Digital controls with menu guided cooking	•	•	•	-	-	-	-
Cleaning							
Steam cleaning	•	•	-	-	-	-	-
Pyro self-cleaning	-	-	•	•	-	-	-
Diamond glazed enamel interior	•	•	•	•	•	•	•
Removable inner door glasses	•	•	•	•	•	•	•
Equipment supplied							
Telescopic runners	•	•	•	•	•	•	-
Grid runners	•	•	•	•	•	•	•
Grill/meat pan	•	•	•	•	•	•	•
Baking tray	•	•	•	•	•	•	•
Meat probe	•	•	•	•	-	-	-
Internal oven dimensions							
Volume (usage) litres	73	73	74	74	74	74	72
Height (mm)	353	353	357	357	357	355	361
Width (mm)	479	479	479	479	479	480	480
Depth (mm)	414	414	413	413	413	417	416
Energy information							
Oven temperature range (°C)	30-230	30-230	30-300	30-300	50-275	50-275	50-250
Energy class	A+	A+	A+	A-20%	A-20%	A	A
Energy consumption, conventional mode (kWh/cycle)	0.89	0.89	0.99	0.99	0.99	0.93	0.93
Energy consumption, fan-forced mode (kWh/cycle)	0.69	0.69	0.69	0.88	0.88	0.81	0.85
Electrical connection							
Connected load (kW)	3.5	3.5	3.68	3.5	3.5	2.78	2.98
Fuse rating (A)	20	20	20	20	20	13	13
Oven/grill power (max) (kW)	3.5/2.3	3.5/2.3	3.68/2.3	3.5/2.3	3.5/3.1	2.78/1.7	2.98/2.7
Appliance dimensions							
Height (mm)	594	594	594	594	594	594	589
Width (mm)	594	594	594	594	594	594	595
Depth (mm)	567	567	567	567	567	567	569
Net weight (kg)	45	43	41	40	42	28	29
Aperture dimensions							
Height (mm)	590	590	590	590	590	590	580
Width (mm)	560	560	560	560	560	560	560
Depth (mm)	550	550	550	550	550	550	550
Packaging dimensions							
Height (mm)	670	670	670	670	700	654	654
Width (mm)	635	635	635	635	635	635	635
Depth (mm)	670	670	670	670	680	670	670
Gross weight (kg)	47	45	43	41	44	29	31
Color							
Anti-fingerprint stainless steel	•	•	•	•	•	•	•
Country of origin	Germany	Germany	Germany	Germany	Germany	Italy	Italy

(1) F = Fast grill

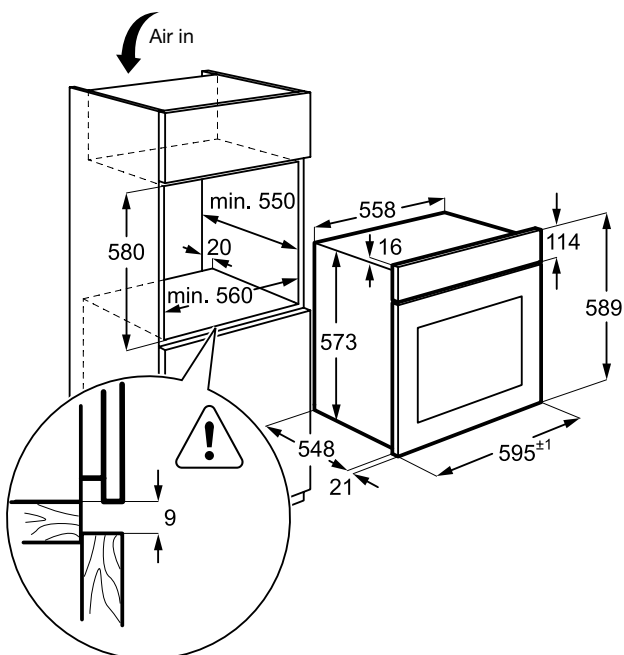
Single ovens

EOB 9956 XAX EOB 8857 AAX EOC 5851 FAX EOC 5651 CAX EOB 5450 AAX EOB 3450 AAX



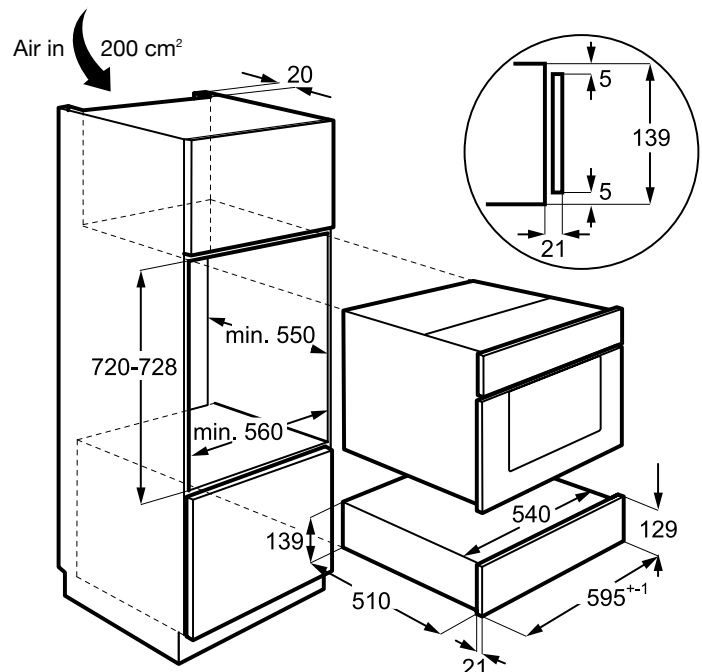
Single oven

EOB 3414 AOX



CombiVac sealer drawer with SousVide oven

EVD 14900 OX



Stylish microwave ovens... perfect for busy cooks

For many of us a sleek, fully coordinated look in our kitchen is just as important as a superbly functioning piece of kit. When it comes to microwave cooking, the only way to achieve this is with a 'built-in model' which ensures perfect coordination with the oven and hob. Our range of microwave ovens is fully built-in and offers you an outstanding choice of cooking options! So it will be just like having a second oven in the home - but faster!

What's key for you in cooking?



Combi microwave



Microwave oven and grill



Microwave oven



Sizes to suit all kitchens



Pre-set programmes



Microwave & grill oven**EMS 26204 OX****Free up your kitchen time with quick and easy cooking**

Whether you want to keep it quick and simple or you just want to reheat something from the fridge, you can rely on this intuitively easy-to-use microwave oven.

Preset programs

Quick and easy to set programs including automatic defrost, microwave and microwave with grill by weight.

Dual function oven for flexibility when grilling or microwaving

\$8,800

Features

- Family size 26 litres net capacity
- 900W microwave with 5 power levels
- 1,000W quartz grill with 5 dual grill levels
- Electronic control knob and push buttons with digital display
- Cooking modes: grill, microwave, microwave & grill
- 15 preset programs
- "Quick start" function at full power with 30 sec. intervals
- Automatic defrosting / cooking programs by weight
- 3 programmed functions can be put in a sequence
- Child lock - for safety
- Supplied with frame, grill rack, low grill rack and 325 mm-dia turntable
- Color: anti-fingerprint stainless steel
- Made in the UK

Technical info**Built-in (mm)**

450 (H) x 560 (W) x 500 (D)

Dimensions (mm)

459 (H) x 594 (W) x 437 (D)

**Microwave oven****EMS 17006 OX****Free up your kitchen time with quick and easy cooking**

Whether you want to keep it quick and simple or you just want to reheat something from the fridge, you can rely on this intuitively easy-to-use microwave oven.

Just carry on cooking - your food is completed defrosted.

As soon as this auto-defrost program is finished, you can just go straight to the next step of your recipe. The program always thoroughly defrosts your food.

\$6,800

Features

- Compact 17 litres net capacity for max 6 persons servings, depending on the size of the dishes
- 800W microwave with 5 power levels
- Electronic control knob and push buttons with digital display
- 14 preset programs
- "Quick start" function at full power with 30 sec. intervals
- Automatic defrosting / cooking programs by weight
- 3 programmed functions can be put in a sequence
- Child lock - for safety
- No kit required - for easy installation; suitable for wall cupboard installation
- Supplied with frame, and 272 mm-dia turntable
- Color: anti-finger print stainless steel
- Made in the UK

Technical info**Built-in (mm)**

360 (H) x 560 (W) x 300 (D)

Dimensions (mm)

371 (H) x 594 (W) x 316 (D)



Microwave ovens



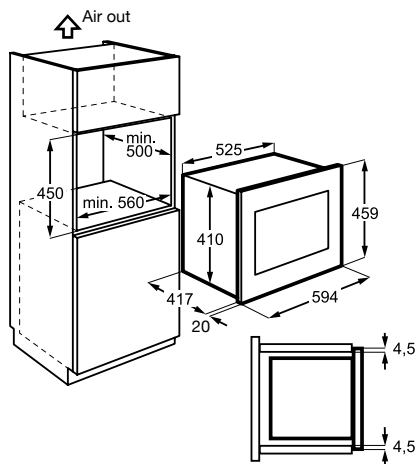
Model	EMS26204OX	EMS17006OX
Oven dimensions		
Volume (litres)	26	17
Internal height (mm)	207	202
Internal width (mm)	342	285
Internal depth (mm)	368	298
Cooking modes		
Microwave only	•	•
Grill only	•	-
Microwave and grill combined	•	-
Quick start	•	•
Microwave features		
Power levels	5	5
Maximum microwave output (W)	900	800
Grill features		
Maximum grill output (W)	1000	-
Quartz grill	•	-
Preset programmes		
Defrost by weight	7	7
Bread	•	•
Steak & chops	•	•
Minced meat	•	•
Poultry	•	•
Cook (or dual cook) by weight	8	7
Beverage	•	•
Mince and onions	-	-
Fish fillet with sauce	-	•
Vegetable gratin	•	-
Fresh vegetables	-	•
Frozen vegetable gratin	-	-
Frozen ready meals	-	•
Frozen vegetables	-	•
Jacket potatoes	•	•
Chicken pieces	•	-
Kebabs	•	-
Fish gratin	•	-
Timers		
Electronic clock with 12 and/or 24 hour display (hr)	12 & 24	12 & 24
Timer	•	•
Ease of use		
Bright oven light (halogen)	•	•
Large viewing window	•	•
LED display	•	•
Push button controls	•	•
Programme end signal	•	•
Child lock	•	•
Push button door opening	•	•
Fully built-in, easy to install	•	•
Technical		
Connected load (W)	2400	1200
Fuse rating (amps)	13	13
Plug fitted	•	•
Appliance dimensions		
Height (mm)	459	371
Width (mm)	594	594
Depth (mm)	437	316
Net weight (kg)	19.5	16
Aperture dimensions		
Height (mm)	450	360
Width (mm)	560	560
Depth (mm)	500	300
Packaging dimensions		
Height (mm)	525	475
Width (mm)	660	684
Depth (mm)	535	418
Gross weight (kg)	21.5	18.0
Colour options		
Stainless steel	•	•
Country of origin		
	UK	UK

Microwave & grill oven

EMS 26204 OX

Wall Cupboard

- * A clearance of 5mm is required between top of front frame and bottom of cupboard door above.
- ** The 5mm overlap is achieved when using the 450mm "feet". To use the 450mm high niche, the feet must be changed as per the instruction book.

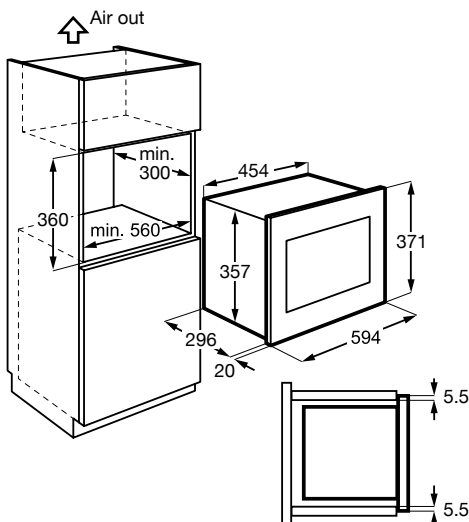


Microwave oven

EMS 17006 OX

Wall Cupboard

- * A clearance of 5mm is required between top of front frame and bottom of cupboard door above.
- ** The 5mm overlap is achieved when using the 360mm "feet". To use the 360mm high niche, the feet must be changed as per the instruction book.





Live big in a small space

Compact doesn't have to mean compromise. It just means you have the freedom to make any kitchen space more 'you'.



Even if space is at a premium, there's no reason to think you can't fit in everything you want. An Electrolux Compact oven, for example, can have all the big features of its full-sized sibling – including multifunctions, turbo-grill, CombiSteam or Combi-microwave – but in a smaller size. So you've got room in your kitchen plan for something else too. How about an Automatic Coffee Machine or even an integrated LCD TV?

And for a real wow factor, group compact units together in a cluster, a column or a cool horizontal run.


CombiSteam compact oven

EVY 9747 AAX

Eclipse design CombiSteam compact oven with white LED display
By combining steam cooking with a hot air function, you can delight your diners with healthy and tasty dishes that are juicy inside under a wonderful crust.

A perfectly aligned design that matches the other Electrolux appliances

\$23,800



Features

- White touch-control display to put the functions you need at your fingertips, including a “MyFavourite” button
- XL fan with new air-guide design for even results throughout
- 9 automatic programs (weight/food sensors)
- VelvetClosing™ soft close door that closes gently every time
- Food probe so you know as soon as your dish is ready
- Front lamp that illuminates the entire cavity without dazzling
- 114mm high control panel that matches the oven and other compact ovens
- 43 litres net capacity
- Color: anti-fingerprint stainless steel
- Energy rating: A+
- Made in Poland

Technical info



Built-in (mm)
450 (H) x 560 (W) x 550 (D)

Dimensions (mm)
455 (H) x 594 (W) x 567 (D)

Optional accessory:
Deluxe Steaming Set



Compact solo steamer

EVY 8740 BAX

Solo steam for great results
Get the best flavors and nutrients. Impress your friends with tender, juicy fish and vegetables - this oven's steam cooking function will enable you to get the best flavors and nutritional values.

Try more recipes with steam
This touch-key display puts all the functions you need at your fingertips, including a “MyFavourite” button, 9 preset cooking programs and steam heating mode.

\$17,800

Features

- Steam
- 9 automatic programs (weight)
- MyFavourite program
- Steam cleaning with delayed time
- VelvetClosing™ soft close door that closes gently every time
- Cooling fan
- Oven light automatic at door opening
- 46 litres net capacity
- Color: anti-fingerprint stainless steel
- Energy rating: A
- Made in Poland

Technical info



Built-in (mm)
450 (H) x 560 (W) x 550 (D)

Dimensions (mm)
455 (H) x 594 (W) x 567 (D)

Optional accessory:
Deluxe Steaming Set



Compact coffee machine**EBC 54524 AX****Inspiration design fully automatic coffee machine with touch controls**

Add a personal touch of luxury to your kitchen with this compact, built-in coffee machine. It will perfectly complement your other appliances.

Fully automatic pre-programmed machine offering a selection of coffee including espresso, long and mug

\$24,800

Features

- Fully automatic integrated coffee machine
- Multi-cups thermal jug (serve up to 6 cups of coffee directly in the jug)
- Auto Cappuccinatore with milk jug
- Aroma function: coffee taste selection
- Coffee quantity selection: 5 options
- Two cups at once
- Steam or hot water functions to prepare Americano, café latte, cappuccino or hot chocolate
- White LED display with touch controls will confirm your choices and let you know when the cup is ready
- Use fresh coffee beans or pre-grounded coffee
- Water hardness settings
- Water tank accessible from the front for easy refill - 1.8L capacity
- Sensor and LED indicator for water refilling
- Telescopic runners
- Color: anti-fingerprint stainless steel
- Made in Italy

Technical info**Built-in (mm)**

450 (H) x 560 (W) x 550 (D)

Dimensions (mm)

455 (H) x 594 (W) x 382 (D)



Keep your food warmer for longer

Not only will it warm your plates, it will also keep pre-cooked food warm safely. This is ideal for the guest that is running late or if you're trying to combine different elements of the meal together.



Warming drawer

EED 14700 OX

Comfortably warm all over, to keep each mouthful hot.

Serve up on luxuriously warm dishes

Serve your guests on pre-warmed dishes, just like the professional chefs do. This clever warming drawer is ideal for heating up plates and dishes and keeping food warm.

Comfortably warm all over, to keep each mouthful hot

Warm each dish to a comfortable temperature all over, thanks to the warming drawer's warm air circulation system. Every mouthful stays hot and tasty.

Just carry on cooking - your food is completely defrosted

As soon as this auto-defrost program is finished, you can just go straight to the next step of your recipe. The program always thoroughly defrosts your food.

Rethink how you defrost, with this clever alternative

It creates the perfect temperature for gently defrosting your food.

\$6,800

Features

- Keep warm from 30-80°C
- Cookware and utensil warming
- Load capacity for maximum 6 persons servings, depending on the size of the dishes
- Warming drawer for a clever place to let dough rise
- Anti-fingerprint stainless steel to protect against smears
- Function: crockery warming, defrost, food warming & proving dough
- Telescopic runners with grip mat for direct access and stability
- Color: anti-fingerprint stainless steel
- Made in Poland

Technical info



Built-in (mm)

140 (H) x 560 (W) x 550 (D)

Dimensions (mm)

130 (H) x 594 (W) x 557 (D)



Oven accessories

Deluxe steaming set GBS325

\$3,800

Made for professional chefs, this high quality stainless steel steamware kit allows steam to circulate around the food for fast, even cooking. A range of sizes accommodates meat, fish, rice and vegetables, and the smallest pan has a lid for sauces and rewarming. Precision made in Germany.



Telescopic runner TR1LFV

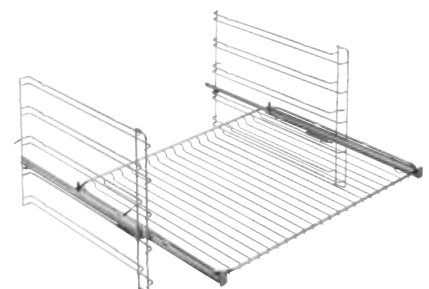
\$1,200

One set of fully extendable telescopic shelf runners suitable for use with our Inspiration ovens.

Telescopic runner TR1LFSTV

\$1,200

One set of fully extendable telescopic shelf runners suitable for use with our Inspiration Steam ovens.



Compact

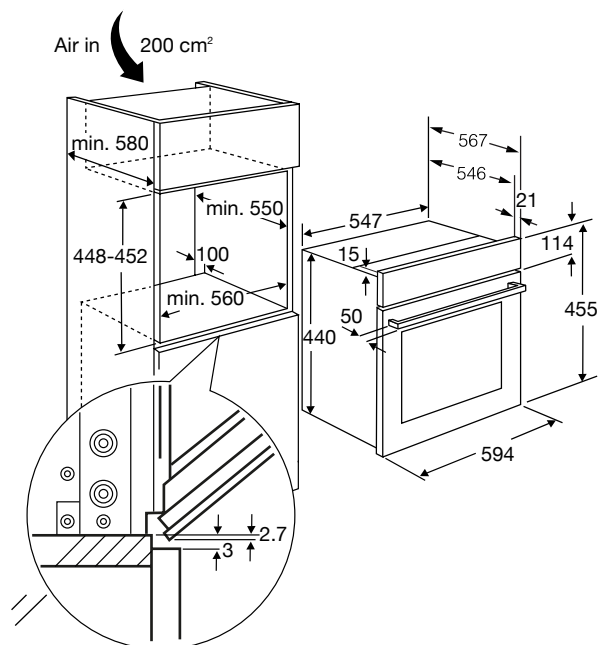


Model	EVY9747AAX	EVY8740BAX
Fuel	Electric Steam	Electric Steam
Oven functions (s = secondary, m = main)		
Ultrafan fan operated cooking	•	-
Turbo-grilling	•	-
Conventional cooking	•	-
Pizza setting	•	-
Fan controlled defrosting	•	-
Keep warm	•	-
Full width/dual circuit electric grill ⁽¹⁾	•	-
Economy electric grill	•	-
Base heat finishing and reheating	•	-
Steam cooking (100)	•	•
Steam cooking (25/75)	•	-
Steam cooking (50/50)	•	-
Oven features		
Oven door(s) (Q=quadruple T=triple, D=double)	Q	T
Interior lights (Watts)	1x40	1x65
Interior lights (Position)	Top	Top
Rotary controls	-	-
Pop in - pop out controls	-	-
Touch control	•	•
Set timer	•	•
Digital display	•	•
Digital temperature control	•	•
Compact hinge	•	•
Cooling fan	•	•
Easy installation - side handles and stability feet	•	•
Programmer		
Fully programmable electronic timer	•	•
Electronic minute minder	•	•
Digital controls with menu guided cooking	•	•
Cleaning		
Pyroluxe oven cleaning	-	-
Diamond glazed enamel interior	•	•
Removable inner door glasses	•	•
Equipment Supplied		
Telescopic runners	-	-
Grid runners	•	•
Grill/meat pan	-	-
Baking tray	•	-
Meat probe	•	-
Internal oven dimensions		
Volume (usage) litres	43	46
Height (mm)	212	212
Width (mm)	473	475
Depth (mm)	413	441
Energy information		
Oven temperature range (°C)	30-230	-
Energy class	A+	A
Energy consumption static (kWh)	0.87	-
Energy consumption multifunction (kWh)	0.64	-
Electrical connection		
Connected load (kW)	3.0	1.4
Fuse rating (A)	20	13
Oven/grill power (max) (kW)	3.0/1.9	1.4
Safety and interference suppression		
Low Voltage Directive (LVD)	•	•
Electro Magnetic Compatibility (EMC)	•	•
Literature supplied		
Operation and installation instructions	•	•
Appliance dimensions		
Height (mm)	455	455
Width (mm)	594	594
Depth (mm)	567	567
Net weight (kg)	32.5	29.4
Aperture dimensions		
Height (In-column) (mm)	450	450
Width (mm)	560	560
Depth (mm)	550	550
Packaging dimensions		
Height (mm)	560	555
Width (mm)	620	635
Depth (mm)	660	670
Gross weight (kg)	33.7	30.6
Colour options		
Stainless steel	•	•
Country of origin	Poland	Poland

All our stainless steel ovens are now anti-fingerprint. ⁽¹⁾ F = Fast Grill

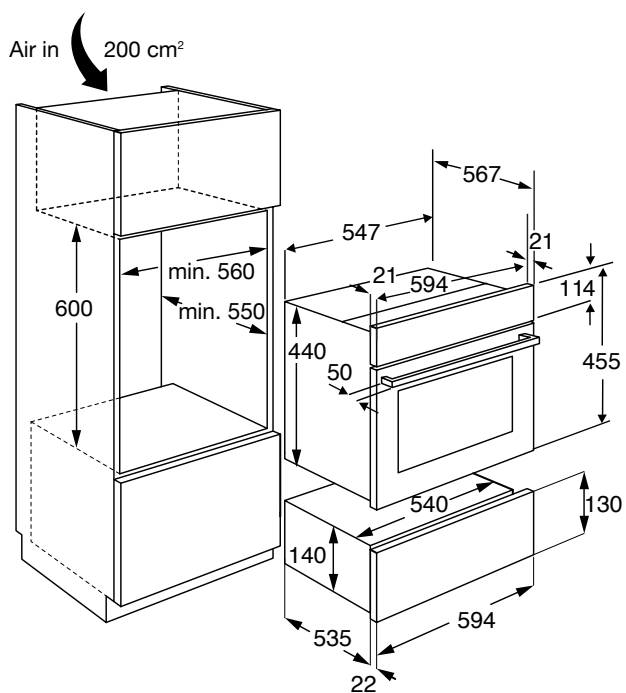
Compact solo steamer / oven

EVY 9747 AAX EVY 8740 BAX



Warming drawer with compact oven

EED 14700 OX



Warming drawer



Model	EED14700OX
Functions	
Cups & glasses warming 40°C	•
Plate warming 60°C	•
Food warming 80°C (maximum)	•
Defrosting 30°C (minimum)	•
Features	
Place setting heating element	6
Fan air circulation	•
Rotary control knob	•
Variable temperature control	•
On/off LED	•
Equipment supplied	
Anti-slip mat	•
Energy information	
Oven temperature range (°C)	30-80
Electrical connection	
Connected load (kW)	0.43
Fuse rating (A)	13
Safety and interference suppression	
Low Voltage Directive (LVD)	•
Electro Magnetic Compatibility (EMC)	•
Literature supplied	
Operation and installation instructions	•
Appliance dimensions	
Height (mm)	130
Width (mm)	594
Depth (mm)	557
Net weight (kg)	27
Aperture dimensions	
Height (mm)	140
Width (mm)	560
Depth (mm)	550
Packaging dimensions	
Height (mm)	380
Width (mm)	648
Depth (mm)	670
Gross weight (kg)	29.6
Colour options	
Stainless steel	•
Country of origin	
	Poland

* Food must be a minimum of 80°C prior to placing in the warming drawer.

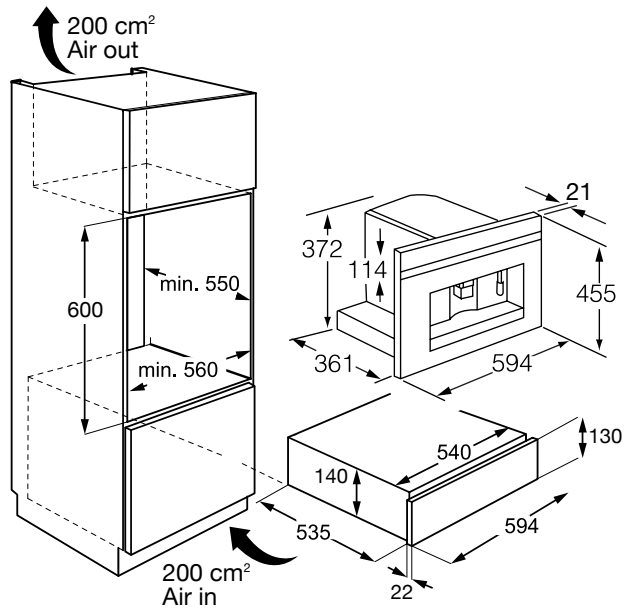
Coffee machine



Model	EBC54524AX
Coffee machine features	
Control type	Electronic touch
Control panel height (mm)	114
Control panel material	Metal frame with glass on top
Performance (pre-programmed coffee selection)	
2 cup	•
Extra mild	•
Extra strong	•
Mild	•
Normal	•
Pre-grounded	•
Strong	•
Height adjustable coffee dispenser	•
Data	
Grinder capacity (g)	200
Water tank capacity (L)	1.8
Electrical connection	
Connected load (kW)	1.35
Fuse rating (A)	13
Cord length (m)	1.7
Lamp	2 LED
Working pressure (Bar)	15
Appliance dimensions	
Height (mm)	455
Width (mm)	594
Depth (mm)	382
Net weight (kg)	23
Aperture dimensions	
Height (mm)	450
Width (mm)	560
Depth (mm)	550
Packaging dimensions	
Height (mm)	540
Width (mm)	650
Depth (mm)	510
Gross weight (kg)	28.6
Country of origin	
	Italy

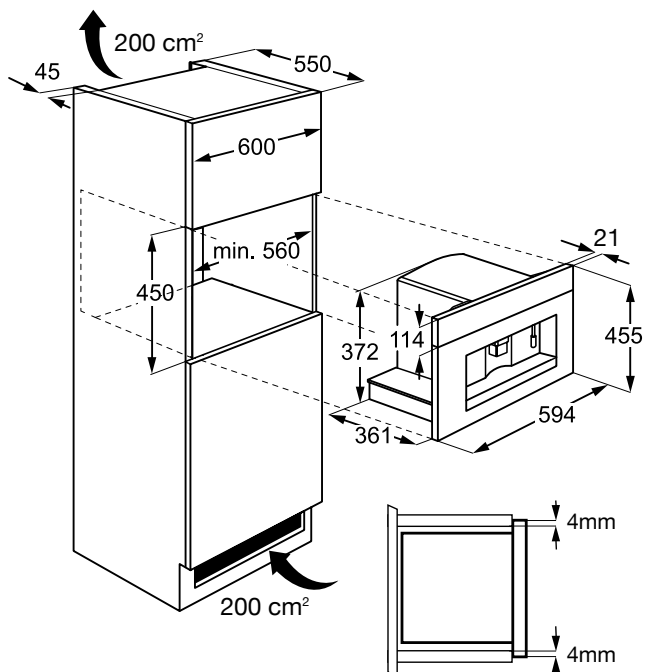
Warming drawer with coffee machine

EED 14700 OX



Compact coffee machine

EBC 54524 AX





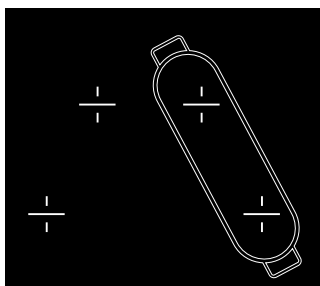
Electric hobs

What's new

*A hob that fits your pans,
not the otherway around.*

Think of it as your canvas and your sense of what's possible will know no bounds. Our Infinite range of induction hobs does away with the need for regimented cooking on top of burners or hot spots. Instead, place your pots and pans – whatever their size – anywhere on the surface. They just need to cover the respective cross.

But it doesn't stop there as you also have truly responsive heat control. Go from boiling to simmering in an instant without the need to move pans around. Or if you're in a hurry, use the Booster function to generate heat rapidly. Plus with sliding, one-touch DirectAccess controls, you can set the exact heat you want much more quickly than with conventional touch control.



Infinite.
Break out of the circle
Spread your pots and pans across the Infinite hob's cooking surface for complete creative freedom.



*If the
phone rings*

Select Stop&Go, knowing that all your settings are saved and can easily be re-activated with the touch of a button.



EcoTimer™

Make the most of free residual heat, reducing energy consumption even further.



Direct Access Rotary

For instant temperature selection in just one touch, intuitive, seamless style with spectacular backlights.



CleverHeat™

Using a 3-level system, CleverHeat™ shows you how hot the zone is once you have switched it off, so you can make smart use of the residual heat.



Infinite possibilities

Infinitepro™


a professional concept
for your home

6 cooking zones, enables multiple dish cooking.

When using the Chef Mode, the hob will go into Bridge Mode, giving you three large double zones.

The factory Chef Mode setting is (from left to right) "9", "6" and "3" for "Heat-up", "Cook" and "Keep Warm". These settings will disappear once you have changed them. The Auto Memory function will recall your last settings next time.


When a zone is not used, it will normally switch itself off after 2 mins. In the ChefMode it will switch itself off after 9 mins. To reactivate it, just touch the Chef Mode key once again, and it will be switched on with the same power setting.



Slide pots & pans instead of adjusting heat levels, the dedicated ChefMode enables the bridges to have three pre-defined power levels (e.g. hot, warm, keep warm).




Use large pots and pans with the possibility to combine the 6 cooking zones into 3 large zones.



Improved cooking and bridges with the new FlexInduction concept.

Infinite hob
exceptional
flexibility of
cooking



One pot on two zones - cooking is without limitations.

The use of big zones everywhere means that a big pot can be placed over two zones (front-to-rear, not left-to-right).



InfinitePro™ hob**EHH 9967 FOZ**

Professional chefs move their pots and pans to pre-defined temperature zone to avoid regulating heat during cooking. Our InfinitePro™ hob lets you do the same to save time and energy & cook more at the same time

\$28,000

**Benefits / Features****Professional cooking**

Slide pots & pans instead of adjusting heat levels, the dedicated ChefMode enables the bridges to have three pre-defined power levels (e.g. hot, warm, keep warm).

Flexible cooking

Cook large pots and pans with the possibility to combine the 6 cooking zones into 3 large zones.

Quick and accurate

Thanks to intuitive DirectAccess slider controls with one touch control, you can easily and instantly set the exact temperature you need.

White LEDs

For perfect harmony with other appliances of the range.

- 91 cm induction hob
- 6 InfiniteFlex™ cooking zones
- ChefMode
- Bridge function
- DirectAccess slider control
- White LED user interface
- Precise heat setting with 14 power levels
- Booster function
- Stop&Go function so you can pause cooking at any time
- CleverHeat™ - indicates three levels of residual heat
- Electronic timer (1-99 minutes) for easy time management
- EcoTimer™ - switches the hob off using its residual heat for the remainder of the cooking process
- Child safety lock for peace mind
- Color: black glass, with bevelled frame
- Total connected load: 11,100W
- Made in Germany

Technical info**Built-in (mm)**

886 (W) x 490 (D)

Dimensions (mm)

50 (H) x 910 (W) x 520 (D)

Optional accessories:

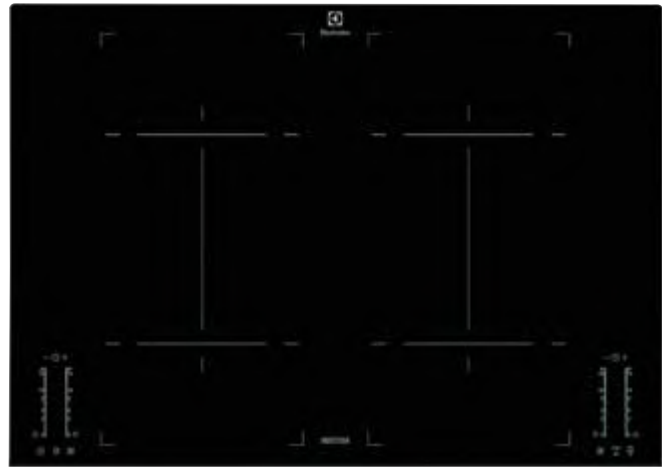
InfiniteFlex® Infi-Grill and Infinite Wok Set

InfinitePure™ hob

EHL 7640 FOK

71cm touch control Infinite hob
Induction hob with red LED
DirectAccess slider controls

\$17,800



Benefits / Features

The infinite induction hob gives you maximum freedom. As long as the cross is completely covered, you can place pans with different sizes and shapes anywhere you like.

Flexible cooking

Cook large pots and pans with the possibility to combine the 4 cooking zones into 2 large zones.

Quick and accurate

Thanks to intuitive DirectAccess slider controls with one touch control, you can easily and instantly set the exact temperature you need.

- 71 cm backlit induction hob
- 4 Infinite cooking zones
- Bridge function
- DirectAccess slider control
- Precise heat setting with 14 power levels
- Booster function
- Stop&Go function so you can pause cooking at any time
- CleverHeat™ - indicates three levels of residual heat
- Electronic timer (1-99 minutes) for easy time management
- EcoTimer™ - switches the hob off using its residual heat for the remainder of the cooking process
- Child safety lock for peace mind
- Color: black, with bevelled frame
- Total connected load: 7,400W
- Made in Germany

Technical info



Built-in (mm)
686 (W) x 490 (D)

Dimensions (mm)
55 (H) x 710 (W) x 520 (D)

Optional accessories:
InfiniteFlex® Infi-Grill and Infinite Wok Set

Mixed electric hob**EHG 6341 FOK**

**59cm built in hob mixed with
induction give you higher flexibility**

\$9,980

**Benefits / Features**

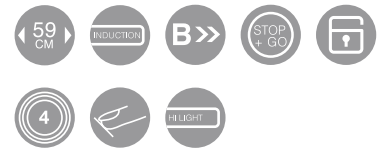
**Both induction and electric heat at
your fingertips**

With this combination hob, you have both induction heat zones and electric heat zones, so you are free to use different energy sources.

**Save time by instantly reaching high
heats**

Get cooking faster with this hob's booster function. It gives you an extra burst of energy for instantly reaching the highest temperatures.

- Independent hob with touch controls
- Induction zones with power booster function
- Precise heat setting with 9 power levels
- Stop&Go function so you can pause cooking at any time
- Automatic fast heating up
- Electronic timer (1-99 minutes) for easy time management
- Child safety lock for peace mind
- Pot detection
- Easy to clean ceramic surface
- Color: black, with bevelled frame
- Total connected load: 6,600W
- Made in Germany

Technical info**Built-in (mm)**

566 (W) x 490 (D)

Dimensions (mm)

55 (H) x 590 (W) x 520 (D)

Infinite hob

EHI 6740 FOZ

59cm touch control Infinite hob

The infinite induction hob gives you maximum freedom. As long as the cross is completely covered, you can place pans with different sizes and shapes anywhere you like.

Flexible cooking

Cook large pots and pans with the possibility to combine the 2 cooking zones into 1 large zone.

Quick and accurate

Thanks to intuitive DirectAccessRotary controls, you can easily and instantly set the exact temperature you need.

\$9,980

Features

- 59 cm induction hob
- 4 cooking zones including 2 Infinite cooking zones
- Bridge function
- DirectAccessRotary controls
- Precise heat setting with 14 power levels
- Booster function
- Stop&Go function so you can pause cooking at any time
- CleverHeat™ - indicates three levels of residual heat
- Electronic timer (1-99 minutes) for easy time management
- EcoTimer™ - switches the hob off using its residual heat for the remainder of the cooking process
- Child safety lock for peace mind
- Color: black, with bevelled frame
- Total connected load: 7,400W
- Made in Germany

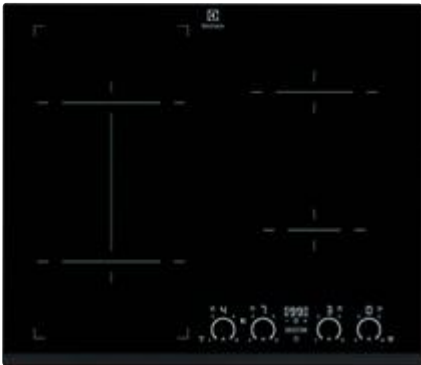
Technical info



Built-in (mm)
566 (W) x 490 (D)

Dimensions (mm)
55 (H) x 590 (W) x 520 (D)

Optional accessories:
InfiniteFlex® Infi-Grill and Infinite Wok Set



Induction hob

EHH 3320 NVK

29cm touch control domino hob

Always wipe clean - thanks to the induction technology

Thanks to this hob's professional induction technology, the surface never gets hot. So spills don't harden on, and it cleans up with just a quick wipe.

Direct access to all your controls - thanks to the on-hob panel

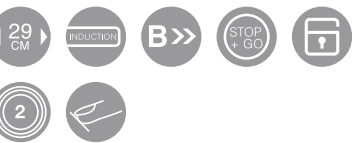
This hob's controls are designed so that you can always access them straight away. Just reach over and make your adjustments.

\$7,980

Features

- Independent hob with illuminated touch control at front middle
- Induction zones with power booster function
- Precise heat setting with 9 power levels
- Stop&Go function so you can pause cooking at any time
- Automatic fast heat up
- Electronic timer (1-99 minutes) for easy time management
- Child safety lock for peace mind
- Pot detection
- Easy to clean ceramic surface
- Color: black
- Total connected load: 3,700W
- Made in Italy

Technical info



Built-in (mm)
276 (W) x 490 (D)

Dimensions (mm)
55 (H) x 290 (W) x 520 (D)



Induction hob**EH1 727 BA****70cm built-in induction hob suits Asian cooking****Always wipe clean - thanks to the induction technology**

Thanks to this hob's professional induction technology, the surface never gets hot. So spills don't harden on, and it cleans up with just a quick wipe.


Save time by instantly reaching high heats

Get cooking faster with this hob's booster function. It gives you an extra burst of energy for instantly reaching the highest temperatures

\$6,980

Features

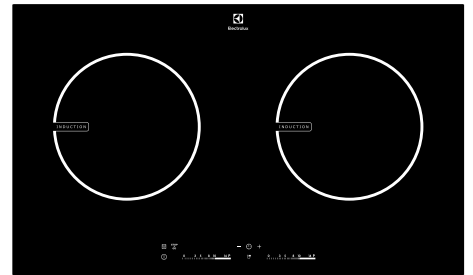
- 70 cm induction hob
- Precise heat setting with 14 power levels
- Booster function
- Stop&Go function so you can pause cooking at any time
- Front touch controls - for precise control and ease of use
- Residual heat indicators for each zone - for convenience and safety - stay lit until hob is cool enough to touch
- Electronic timers (1-99 minutes) - for easy time management
- Child safety lock for peace mind
- Auto cut off - will automatically switch off zones that are left on for a long time
- Easy to clean ceramic surface
- Pot detection
- Color: black
- Total connected load: 3,700W
- Made in Asia

Technical info**Built-in (mm)**

680 (W) x 400 (D)

Dimensions (mm)

55 (H) x 700 (W) x 420 (D)

**Hob accessories****Infinite wok set**

\$2,180

**Jewelry and infinite wok for the hob: the E:motion trivet**

Stunning in design, the stand will create just as much as conversation as the meals you make using it. With the Infinite Wok set on any InfiniteFlex® hob, you will enjoy quick, intense traditional wok-cooking on an induction zone.

Assembly kit EAK01

\$580



For installing two or more Domino hobs side-by-side into one cut-out. An assembly kit is required for two hobs. Two assembly kits are required for three hobs and so on.

Plancha grill with handles E9HL33

\$3,280



Turn your hob in an instant to a barbecue and get perfect outdoor grill taste all year round with the Plancha grill. Enjoy sizzling grilled meals of juicy steaks, tasty vegetables and fresh seafood whenever you want them. All ingredients are grilled evenly wherever you place them as the heat is distributed fast and across the full grill. Making for perfect results, every time.

Less oil can be used thanks to the non-stick coating giving you healthier food without compromising on tastes and chargrilled textures. The non-stick coating makes for effortless cleaning so you can spend more time with family and friends.

Color: black
Dimensions: W518 x D238 x H59 mm

Electric hobs

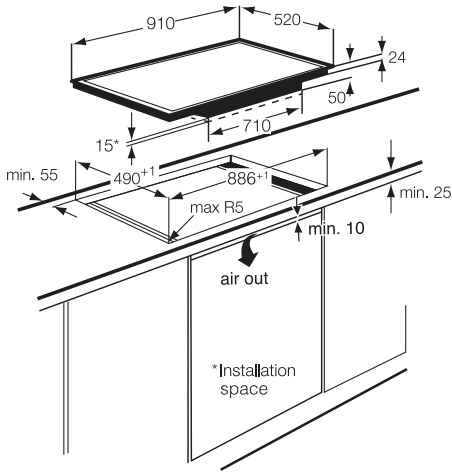


Model	EHH9967FOZ	EHL7640FOK	EHG6341FOK	EHI6740FOZ	EHH3320NVK	EHI727BA
Hob features						
Number of cooking zones	6	4	4	4	2	2
Control position	Front	Right/Left	Front right	Front right	Front	Front
Control type	Slide	Slide	Touch	Touch	Touch	Slide
Residual heat/hob on indicators	•/3 step	•/3 step	•	•/3 step	•	•/3 step
Electronic timer	1-99mins	1-99mins	1-99mins	1-99mins	1-99mins	1-99mins
Child lock	•	•	•	•	•	•
Stop + Go	•	•	•	•	•	•
Auto cutoff	•	•	•	•	•	•
No of booster zones	6	4	3	4	2	2
Power level	14	14	9	14	9	14
Automatic heat up	•	•	•	•	•	•
Pot sensors	•	•	•	•	•	•
Zone specification						
Front middle spec	I/booster	-	-	-	-	-
Front middle rating (kW)	2.3/3.2	-	-	-	-	-
Front middle diameter (mm)	180 x 210	-	-	-	-	-
Rear middle spec	I/booster	-	-	-	-	-
Rear middle rating (kW)	2.3/3.2	-	-	-	-	-
Rear middle diameter (mm)	180 x 210	-	-	-	-	-
Front spec	-	-	-	-	I/booster	-
Front rating (kW)	-	-	-	-	2.3/3.7	-
Front diameter (mm)	-	-	-	-	210	-
Rear spec	-	-	-	-	I/booster	-
Rear rating (kW)	-	-	-	-	1.4/2.5	-
Rear diameter (mm)	-	-	-	-	145	-
Front left spec	I/booster	I/booster	I/booster	I/booster	-	-
Front left rating (kW)	2.3/3.2	2.3/3.2	2.3/3.7	2.3/3.2	-	-
Front left diameter (mm)	180 x 210	210	210	210	-	-
Front right spec	I/booster	I/booster	I/booster	I/booster	-	-
Front right rating (kW)	2.3/3.2	2.3/3.2	1.4/2.5	1.4/2.5	-	-
Front right diameter (mm)	180 x 210	210	145	145	-	-
Rear left spec	I/booster	I/booster	Hi	I/booster	-	-
Rear left rating (kW)	2.3/3.2	2.3/3.2	1.2	2.3/3.2	-	-
Rear left diameter (mm)	180 x 210	210	145	210	-	-
Rear right spec	I/booster	I/booster	Hi/booster	I/booster	-	-
Rear right rating (kW)	2.3/3.2	2.3/3.2	0.7/1.7	1.8/2.8	-	-
Rear right diameter (mm)	180 x 210	210	120/180	180	-	-
Left spec	-	-	-	-	-	I/booster
Left rating (kW)	-	-	-	-	-	2.0/3.2
Left diameter (mm)	-	-	-	-	-	210
Right spec	-	-	-	-	-	I/booster
Right rating (kW)	-	-	-	-	-	2.0/3.2
Right diameter (mm)	-	-	-	-	-	210
Electrical connection						
Total rating (max.) (kW)	11.1	7.4	6.6	7.4	3.7	3.7
Voltage (V)	220-240	220-240	220-240	220-240	220-240	220-240
Cord length (m)	1.5	1.5	1.5	1.5	1.1	1.2
Fuse rating (A)	20 (3 phase)	32 (single phase)	32 (single phase)	32 (single phase)	20 (single phase)	20 (single phase)
Appliance dimensions						
Height (mm)	50	55	55	55	55	55
Width (mm)	910	710	590	590	290	700
Depth (mm)	520	520	520	520	520	420
Net weight (Kg)	17	11.96	9.72	10.8	5.5	8
Aperture dimensions						
Height (mm)	50+100	55+100	55+100	55+100	55+100	55+100
Width (mm)	886 with corner radius	686 with corner radius	566 with corner radius	566 with corner radius	276 with corner radius	680 with corner radius
Depth (mm)	490 with corner radius	490 with corner radius	490 with corner radius	490 with corner radius	490 with corner radius	400 with corner radius
Packaging dimensions						
Height (mm)	115	118	118	118	118	105
Width (mm)	1170	798	678	678	388	765
Depth (mm)	630	600	600	600	600	480
Gross weight (kg)	20.5	14.5	10.96	11.6	5.9	9
Colour options						
Bevelled	•/side	•/side	•/side	•/side	-	-
Black	•	•	•	•	•	•
Country of origin						
	Germany	Germany	Germany	Germany	Italy	Asia

HI = HIGHLIGHT zone; I = Induction

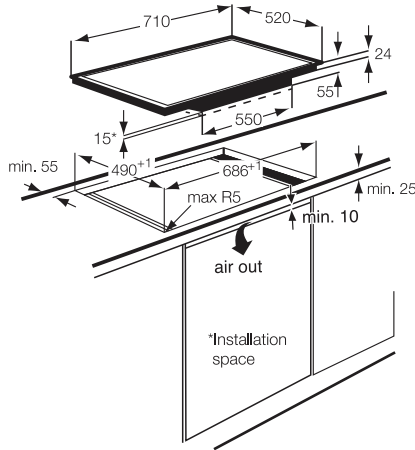
InfinitePro™ hob

EHH 9967 FOZ



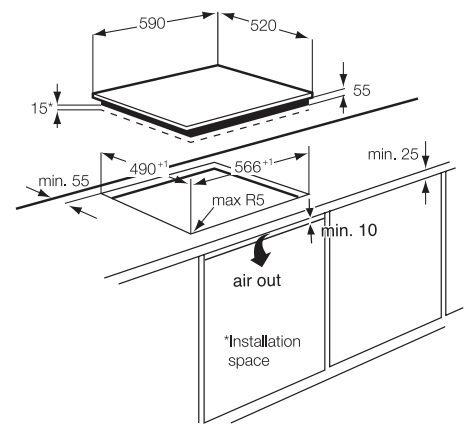
InfinitePure™ hob

EHL 7640 FOK



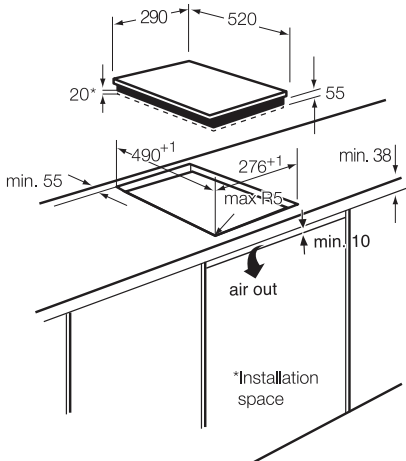
Mixed electric hob / Infinite hob

EHG 6341 FOK / EHI 6740 FOZ



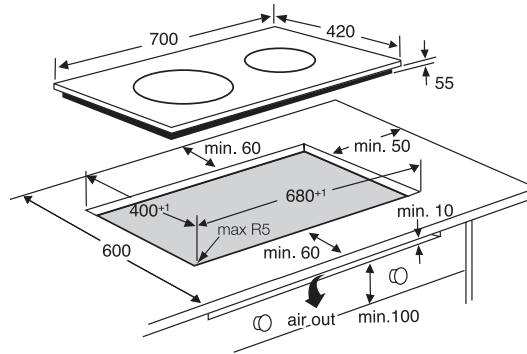
Induction hob

EHH 3320 NVK

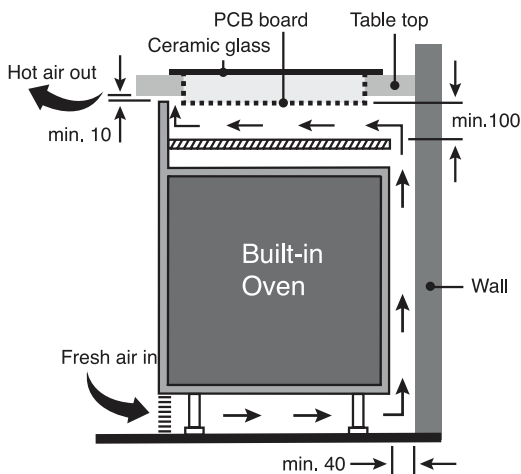


Induction hob

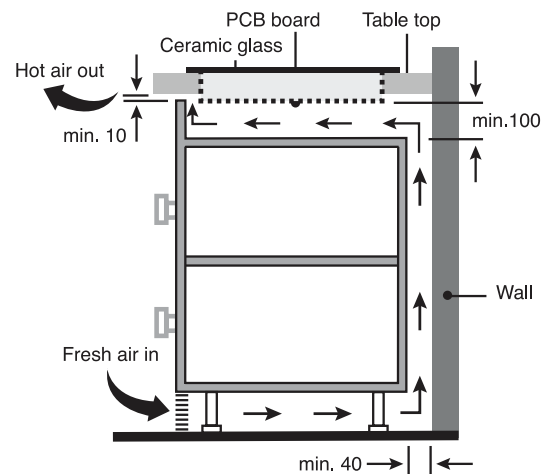
EHI 727 BA



Induction hob over an oven



Induction hob over a drawer



DOMINO HOBS

Take your pick customised luxury comes to your kitchen with a choice of sleek, modular hobs.



2



1

Made of glass and little else, our GemLine™ collection is breathtaking. You'll notice it's stunningly practical too, allowing you to make your cooking space your own. Fit it to how you like to cook and what you like to serve.


Adorn your kitchen

It's the ultimate luxury, so you decide on your ideal hob arrangement. GemLine™ offers you a choice of different hob modules. All slide seamlessly together, integrating perfectly to create a stunning, personal statement.

It's all about you

Each arrangement is highly individual, with plenty of opportunity to add a few specialist touches. There are even dedicated modules for wok cooking and Teppan Yaki, the culinary trend of flat grilling from Japan – a technique loved by professionals for the tasty, healthy results.

GemLine™'s minimalist design will complete any kitchen style, sitting harmoniously alongside wood, stainless steel, marble or more glass. Simply choose the modules that best say you.



4

3



1. Teppan Yaki
2. Gas (double ring option available)
3. Infinite induction
4. Paella induction

Domino wok burner gas hob

EGC 3310 NOK1

30cm gas hob with cast iron pan support

A real design statement

Cooking with a Gas-on-glass hob provides you a unique design experience and an easy to clean asset of a ceramic glass surface.

\$7,980

Features

- 30 cm gas on glass hob
- Rated heat input 5 kW
- Double crown burner
- Cast iron pan support
- Gas safety thermocouples
- Integrated electric ignition through control knob
- High quality knobs with high heat resistance and durability
- Stable & durable cast iron trivet, for professional appearance
- Available for Hong Kong Town Gas connection
- GU05 approved
- Color: black
- Made in Italy

Technical info



Built-in (mm)
280 (W) x 490 (D)

Dimensions (mm)
60 (H) x 300 (W) x 510 (D)



Domino two burner gas hob

EGC 3320 NOK

30cm gas hob with cast iron trivet

A real design statement

Cooking with a Gas-on-glass hob provides you a unique design experience and an easy to clean asset of a ceramic glass surface.

\$7,580

Features

- 30 cm gas on glass hob
- Rated heat input : 4,65 kW (front 1.65 kW / rear 3 kW)
- Gas safety thermocouples
- Integrated electric ignition through control knob
- High quality knobs with high heat resistance and durability
- Stable & durable cast iron trivet, for professional appearance
- Available for Hong Kong Town Gas connection
- GU05 approved
- Color: black
- Made in Italy

Technical info



Built-in (mm)
280 (W) x 490 (D)

Dimensions (mm)
60 (H) x 300 (W) x 510 (D)



Teppan Yaki

EQTP 4520 IK

Our Teppan Yaki modular hob, which can be combined with other hobs in the range, enables you to cook a wide range of Teppan Yaki-style dishes in your own home.

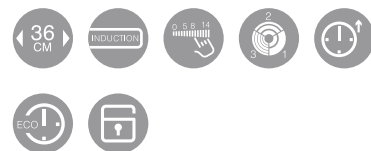
Discover a new world of tasty dishes
Our specially designed Teppan Yaki pan on this hob lets you explore the endless culinary possibilities this Japanese cooking method offers – professional results guaranteed.

\$36,000

Features

- 36 cm Teppan Yaki induction hob
- 2 induction cooking zones
- DirectAccess slider control
- Red LED user interface
- Precise heat setting from 0 to 220 °C
- CleverHeat™ - indicates three levels of residual heat
- Minute minder
- CountUp Timer to keep track of how long your dish has been cooking or set the timer to alert you after a certain duration
- EcoTimer™ - switches the hob off using its residual heat for the remainder of the cooking process
- Child safety lock for peace mind
- Cleaning function
- Color: pearl gray glass and stainless steel
- Total connected load: 2,800W
- Made in Germany

Technical info



Built-in (mm)

346 (W) x 490 (D)

Dimensions (mm)

55 (H) x 360 (W) x 520 (D)



COOKING
BUILT-IN

GemLine™ InfiniteFlex™ hob

EQL 4520 BOZ

The GemLine™ gives you the freedom to make any kitchen space more 'you', with tools inspired by professionals.

Improved cooking and bridge with the new InfiniteFlex™ induction concept.

\$14,800

Features

- 36 cm induction hob
- 2 InfiniteFlex™ cooking zones
- Bridge function
- DirectAccess slider control
- White LED user interface
- Precise heat setting with 14 power levels
- Booster function
- Stop&Go function so you can pause cooking at any time
- CleverHeat™ - indicates three levels of residual heat
- Minute minder
- CountUp Timer to keep track of how long your dish has been cooking or set the timer to alert you after a certain duration
- EcoTimer™ - switches the hob off using its residual heat for the remainder of the cooking process
- Child safety lock for peace mind
- Color: black
- Total connected load: 3,700W
- Made in Germany

Technical info



Built-in (mm)

346 (W) x 490 (D)

Dimensions (mm)

55 (H) x 360 (W) x 520 (D)

Optional accessories:

InfiniteFlex® Infi-Grill and Infinite Wok Set





The latest in premium outdoor entertaining

With our warm summers and mild winters, we have the ideal climate for a lifestyle of outdoor entertaining. Now more than ever, we demand contemporary, innovative designs to enhance our experience of cooking outdoors.

The outdoor room

Our outdoor living areas are a true extension of our home and how we live life. It's where guests, friends and family enjoy our company, our lifestyle and our cooking. That's why we want our barbecues to share the same premium qualities as our kitchen appliances. They need to be contemporary, functional and of stunning design.



Integrated barbecue the finishing touch

Outdoor entertaining never looked so good. With a sleek linear design and uncompromising power, the BeefEater integrated barbecue offers an array of premium features like the multipurpose cast iron furnishings, removable slimline lid, and a superior oil management system. It's everything you want in a barbecue and more.



Even heat distribution

The state-of-the-art cooking surface features six powerful burners to ensure precise heat distribution and amazing results every time. Plus you'll enjoy peace of mind knowing that your food will always be cooked evenly and just the way you like it.

Intuitive controls

Designed for form and function, the ergonomic controls complement any suitable bench or workspace. Each control features power level indicators to eliminate guesswork and ensure perfect results every time.

BeefEater outdoor BBQ grill**BSL 158 SANG****6-burner integrated stainless steel barbecue with lid**

\$38,800

**Benefits / Features****Sleek linear design**

With its distinctive linear design, the BeefEater Signature ProLine™ barbecue range is sure to impress. Sleek lines, cutting-edge style and a top-class range of innovative features have created the perfect addition to your outdoor entertaining area.

Intensive Cleaning Cycle

Keep your cast iron hotplate and cast iron grills looking their best with our quick and easy cleaning feature. Simply open your barbecue hood or lid, remove any stainless steel attachments and turn on all burners to boost level. In 30 minutes, cooking residue will turn to ash, so all you need to do is wipe clean.

Superior oil management system

Healthier cooking and an easy-to-clean barbecue are yours thanks to the superior oil management system. Oil and waste run into easily removable containers at the front of the barbecue, while the unique angled surface drains oil away from food.

- Cast furnishings for consistently even cooking
- Commercial grade 304 stainless steel on all external surfaces, trim surrounds and control knob caps
- Flame failure safety device to stop the gas flow when the flame fails
- Intuitive controls with power level indicator
- Cast hotplate and grills for fast heat-up, superior heat retention and consistent cooking results
- 6 stainless steel burners - with total rating of 71 MJ/h
- Electronic ignition through control knobs
- Supplied with a removable slimline stainless steel lid
- Available for Hong Kong Town Gas & HKLPG connection
- Color: stainless steel
- Made in Asia

Technical info**Built-in (mm)**

1025 (W) x 502 (D)

Dimensions (mm)

42 (H) x 1053 (W) x 540 (D) with lid closed
549 (H) x 1053 (W) x 540 (D) with lid open



GemLine	EGC3310NOK1	EGC3320NOK	EQTP4520IK	EQL4520BOZ
Hob Features				
Type	Wok gas hob	2-burner gas hob	Teppan Yaki induction hob	InfiniteFlex induction hob
Number of gas burners	1	2	2	2
Knobs positions	Front	Front	Front	Front
Control type	Knob	Knob	Slider touch with red LED	Slider touch with white LED
Integrated ignition in knob	•	•	-	-
Gas safety (thermocouples)	•	•	-	-
No of pan supports	1	-	-	-
Cast iron supports	•	•	-	-
Timer	-	-	Eco timer, CountUp Timer	Eco timer, CountUp Timer
Zone Specifications				
Front spec	Double crown	Semi rapid	Induction	Induction
Front rating (kW) / diameter (mm)	HKTG 5	HKTG 1.65	1.4 / 1x145	2.3/3.2 (booster) / 170x265
Rear spec	-	Rapid	Induction	Induction
Rear rating	-	HKTG 3	1.4 / 1x145	2.3/3.2 (booster) / 170x265
Front left spec	-	-	-	-
Front left rating	-	-	-	-
Front right spec	-	-	-	-
Front right rating	-	-	-	-
Rear right spec	-	-	-	-
Rear right rating	-	-	-	-
Right spec	-	-	-	-
Right rating	-	-	-	-
Total rating (max) kW	HKTG 5	HKTG 4.65	2.8	3.7
Electrical Connection				
Voltage (V)	220	220	220-240	220-240
Fuse rating (A)	13	13	13	20
Appliance Dimensions				
Width (mm)	300	300	360	360
Depth (mm)	510	510	520	520
Height (mm)	60	60	55	55
Aperture Dimensions				
Width (mm)	280	280	346	346
Depth (mm)	490	490	490	490
Height (mm)	60+100	60+100	55+100	55+100
Packing Dimensions				
Width (mm)	390	390	710	600
Depth (mm)	560	560	635	460
Height (mm)	150	150	175	118
Gross weight (kg)	7	8	10.5	8.5
Color				
Stainless steel	-	-	•	-
Black	•	•	Ceramic panel	Black
Country of origin	Italy	Italy	Germany	Germany

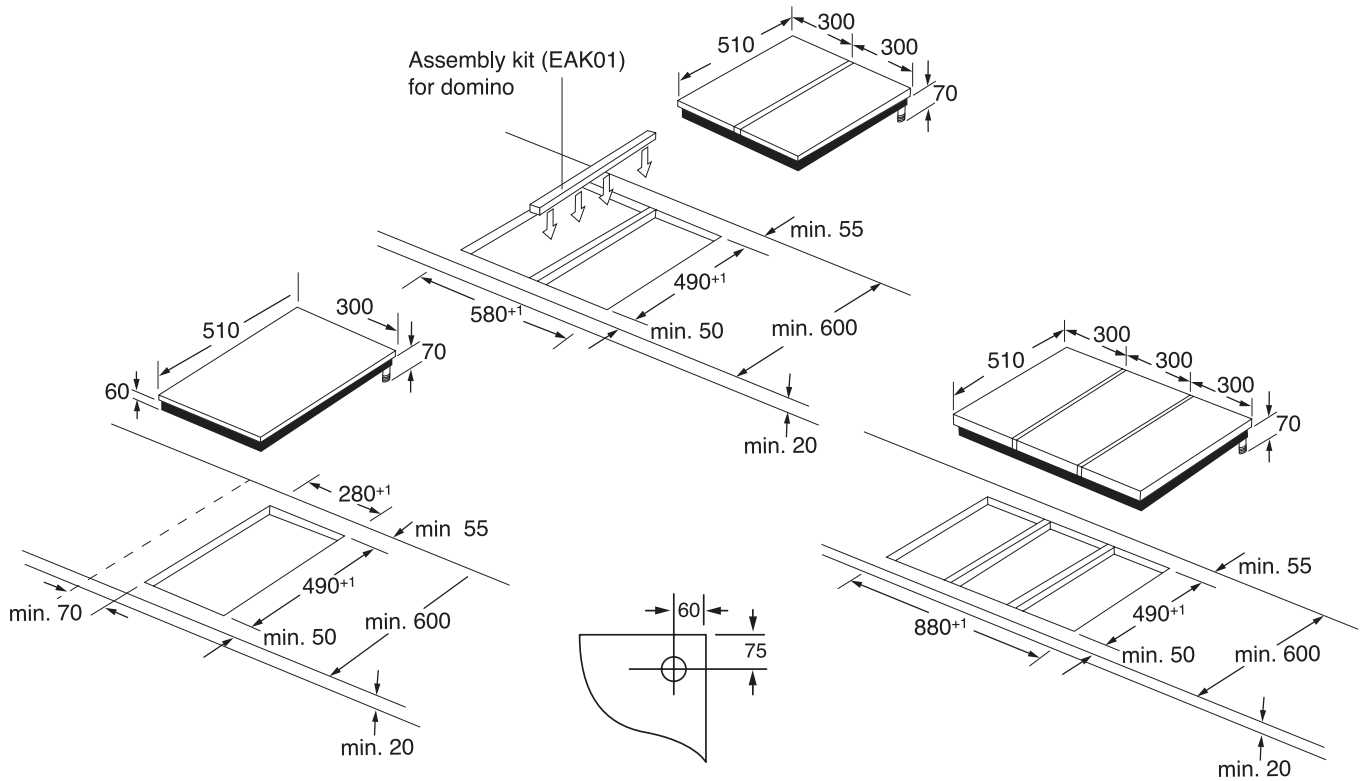
BeefEater outdoor barbecue



Model	BSL158SANG
Commercial 304 grade stainless steel on	
All external surfaces	•
Trim surround	•
Control knob caps	•
Removable slimline lid	•
Features	
Six stainless steel burners	•
Unique oil and grease collection system with removable oil reservoirs located at front of cooking surface	•
Flame failure device	•
Intensive cleaning cycle	•
Warming rack	•
Electronic ignition through control knobs	•
Side mounted controls	•
Temperature gauge	•
Laser etched graphics	•
Available for HK towngas and HKLPG connection	•
Accessories	
Cast iron hotplate	1
Cast iron grills	2
Appliance dimensions	
Height (mm) with lid closed	42
Height (mm) with lid open	549
Width (mm)	1053
Depth (mm)	540
Aperture dimensions	
Width (mm)	1025
Depth (mm)	502
Country of origin	Asia

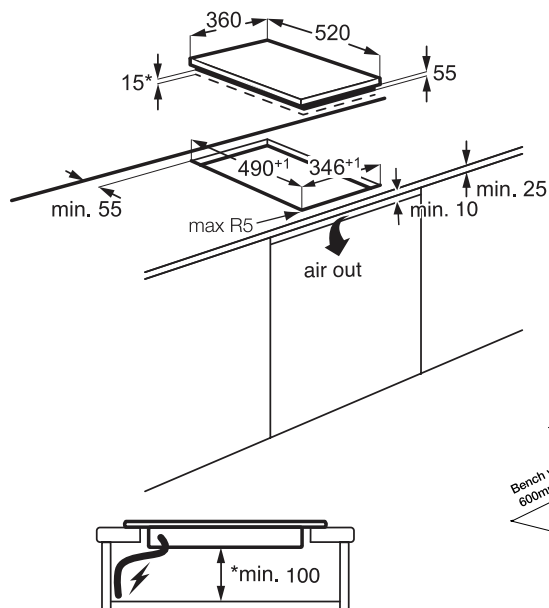
Domino gas hobs

EGC 3310 NOK1 EGC 3320 NOK



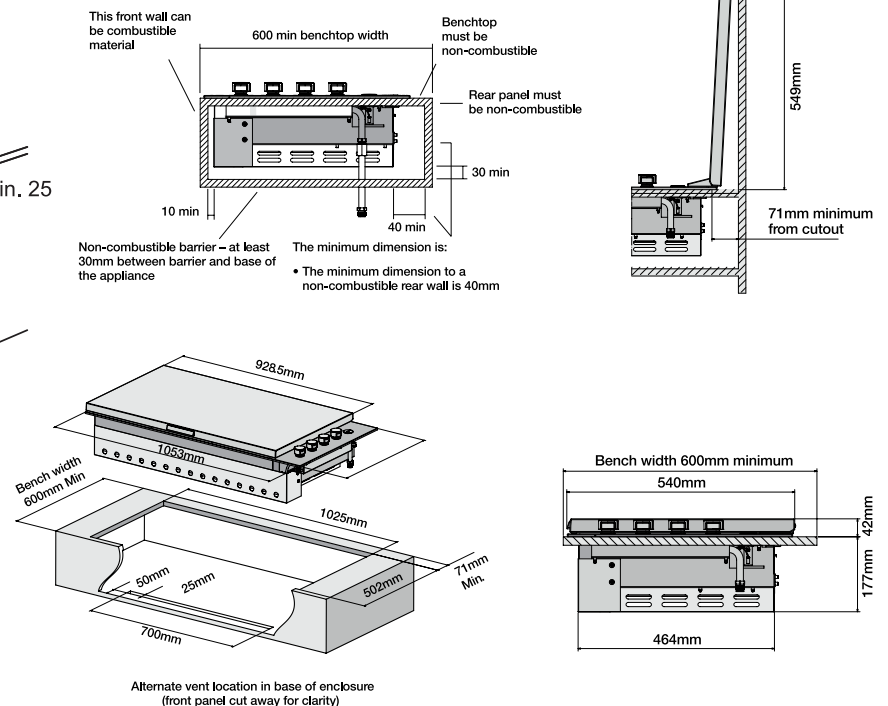
GemLine™ hobs

EQTP 4520 IK EQL 4520 BOZ



BeefEater outdoor barbecue

ESL 158 SANG



This appliance requires venting. An open area as indicated must be allowed for. A suitable grille can be fitted if desired. This vent area is to allow air into the enclosure for the correct combustion of gases and for the correct exhausting of the products of combustion. The vent must be no less than 700mm x 25mm.

Electrolux hoods create the perfect atmosphere for the perfect meal





Big is beautiful when it comes to cooker hoods and bold, dramatic designs have transformed them into great focal points in the kitchen. Our range of modern hoods have been designed with you and your needs in mind. They are quiet, practical, effective and as visual or discreet as you want them to be.

Take a style statement with our feature hoods

Take your pick from pick from a wide choice of types

Island hoods

Designed to be suspended over a central cooking island, thus creating a dramatic focal point in the kitchen.

Panel designer hoods

Designed to add sophistication and modernized style to your kitchen, these hoods combine smooth black glass with stainless steel for a luxurious look and feel.

Chimney hoods

Designed to provide a visual focus whilst offering various styles and widths to suit your kitchen.

Telescopic hoods

Ideal for the kitchen where the hood needs to perform well and be out of sight. These hoods are fitted into the wall cupboard and then pulled out from the wall when needed.

Canopy hoods

Designed to fit snugly under a decorative canopy, kitchen unit or wall cupboard. These hoods save space and are discreet.

Integrated hoods

These appear to be part of the kitchen, hidden behind the furniture door and simply pulled out when required.

Fresher air and stunning designs

The aesthetics of the Electrolux cooker hood range complement the other kitchen appliances as well as today's kitchen trends. The clever use of lighting including down lights and up lighters helping to create the perfect ambience for food preparation as well as dining.

Inverter technology

The brushless inverter motor consumes 50% less energy at max speed in boost & modes. Consumes only 10% of the energy at minimum speed.



Dimming LED light

Advantages of LED lights vs. normal lamps:

- Energy consumption reduced by about 70%.
- No use of quicksilver, sodium, lead or other heavy metals.
- Reduced air pollution and heat generation.
- Life expectancy of about 50,000 hours / 10 years.
- Odour absorption performance is an exceptional >95%.



Ultra clean hoods clear the air silently and stylishly

The Electrolux patented clog-free Dual Filter technology with oil collector, originally built for industrial kitchens, is now available for your home. It is suitable for Asian cooking, trapping even more oil from the air, and requires less frequent cleaning.



Powerful boost

Sophisticated electronic controls include a powerful and convenient boost option. During heavy duty cooking, the boost function can be used to maximise the fan speed for 1 minute (15m³/min) to effectively clean the air, before returning to the previous fan setting.



Automatic smoke and vapour sensor Automatic setting of the speed based on the smoke/temperature level generated during cooking New filter technology

It has much better performance in recirculation mode. Strong reduction of "absorption drop" between air exhaustion mode and recirculation mode.



What's key for you in cooking?



Extraction mode



Recirculation



Extraction rate



Touch control



Noise level

Chimney hood

ERC 928 SC

90cm self cleaning hood with oil cup

\$8,980 (Coming Soon)



Benefits / Features

One touch self clean

By just a simple press of a button the steam clean mechanism springs into action and does the cleaning for you.

Steam clean

Steam and hot water are built into the steam cleaning hood's fan system for a clean that is thorough and efficient.

Cleaning alert

The steam cleaning hood alerts you when in time to activate the steam clean function.

- 90 cm chimney hood with oil cup
- High and turbo speeds
- Extraction capacity: 1160 m³/h
- Easy-to-use IQ touch
- 1 x washable aluminum mesh filter
- LED light
- Noise level 71dB (A)
- Color: stainless steel
- Made in Asia

Technical info

90 CM

1160 m³/h

Panel designer hood**EFS 928 SA****90cm sliding glass panel designer hood**

\$8,380

**Benefits / Features****Powerful boost**

The boost function can be used to maximize the fan speed for one minute to effectively clear the air.

Patented clog-free dual filter technology

It originally built for industrial kitchens suits for Asian cooking, trapping even more oil from the air and requiring less frequent cleaning.

- 90 cm panel designer hood with oil cup
- 3 speeds + Intensive
- Patented clog-free dual filter - ensures consistent high performance
- Extraction capacity: 1250 m³/h
- Easy-to-use IQ touch
- 2 x flat dual filters
- Auto ventilation function
- One touch elevation - controls when the panel goes up and down with just one touch
- Screen lock function - holds for 3 seconds to lock or unlock control panel
- LED 3-level light and light craft at bottom and back sides
- Fan delay off - 5 minutes run time
- Noise level 48dB (A)
- Color: stainless steel + black glass
- Made in Asia

Technical info**Dimensions (mm)**

938-1355 (H) x 900 (W) x 395 (D)

Chimney hood

EFC 926 SA

90cm black box chimney hood with oil cup

\$7,980



Benefits / Features

Powerful boost


The boost function can be used to maximize the fan speed for one minute to effectively clear the air.

Patented clog-free dual filter technology

It originally built for industrial kitchens suits for Asian cooking, trapping even more oil from the air and requiring less frequent cleaning.

- 90 cm chimney hood with oil cup
- 3 speeds + Intensive
- Patented clog-free dual filter ensures consistent high performance
- Extraction capacity: 1140 m³/h
- Easy-to-use IQ touch
- Auto ventilation function
- Key lock function – holds for 3 seconds to lock or unlock control panel
- LED 3-level light for less energy consumption
- Fan delay off - 5 minutes run time
- Noise level 57dB (A)
- Color: stainless steel
- Made in Asia

Technical info



Dimensions (mm)

612 -1092 (H) x 900 (W) x 500 (D)

Chimney hood**EFC 926 BAR****90cm black box chimney hood**

\$7,880

**Benefits / Features****Powerful boost**

The boost function can be used to maximize the fan speed for one minute to effectively clear the air.

- 90 cm chimney hood
- 4 speeds + Intensive
- Extraction capacity: 1100 m³/h
- Electronic touch controls on glass
- 3 x washable aluminum mesh filters
- Carbon filter (optional)
- Auto ventilation function
- LED 3-level light for less energy consumption
- Noise level 46dB (A)
- Color: stainless steel
- Made in Asia

Technical info**Dimensions (mm)**

518 -1158 (H) x 895 (W) x 500 (D)

Telescopic hood

EFP 90460 OS

90cm semi-integrated telescopic hood with stainless steel trim

\$4,280



Benefits / Features

Space saving solutions

Well fitted in to the wall cupboard and then pulled out from the wall when needed.

- 90 cm telescopic hood
- 3 speeds
- Extraction capacity: 603 m³/h
- 2 x washable aluminium mesh filters
- Activated charcoal filter (optional): 4055217501
- 2 x 3W compact fluorescent lamps
- Noise level 51dB (A)
- Color: stainless steel
- Made in Italy

Technical info



Dimensions (mm)

301 (H) x 898 (W) x 300 (D)

Telescopic hood**EFP 60473 OS**

60cm semi-integrated telescopic hood with stainless steel trim

\$3,980

**Benefits / Features****Space saving solutions**

Well fitted in to the wall cupboard and then pulled out from the wall when needed.

- 60 cm telescopic hood
- 3 speeds
- Extraction capacity: 603 m³/h
- 2 x washable aluminium mesh filters
- Activated charcoal filter (optional): 942122624
- 2 x 28W halogen bulbs
- Noise level 46dB (A)
- Color: stainless steel
- Made in Italy

Technical info**Dimensions (mm)**

301 (H) x 598 (W) x 300 (D)

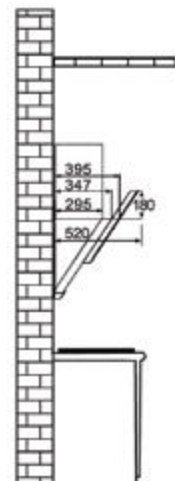
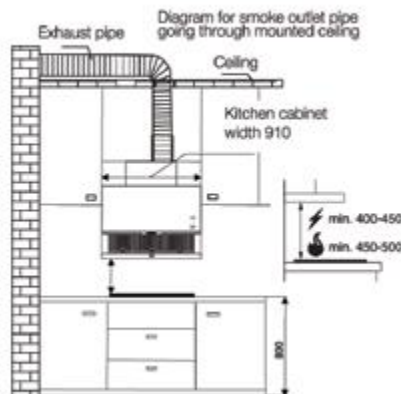
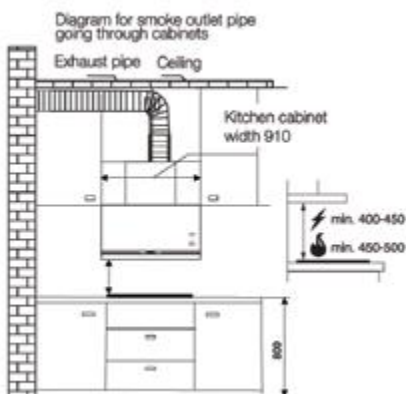
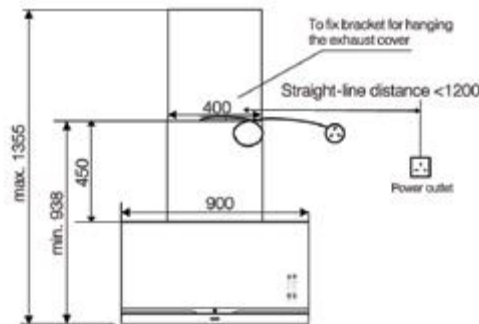
Hoods



Model	EFS928SA	EFC926SA	EFC926BAR	EFP90460OS	EFP60473OS
Specification					
Number of motors	1	1	1	1	1
Fan speeds	3 + Intensive	3 + Intensive	4 + Intensive	3	3
Control type	Touch control	Touch control	Touch control	Mechanical push	Mechanical push
Intensive setting	•	•	•	-	-
Hood illumination (H=Halogen) (L=LED) (Watts)	4x1.5W	8.5W (L)	8.5W (L)	2x3W	2x28W
Extraction/recirculation operation	• / -	• / -	• / •	• / •	• / •
Saturation indication	-	•	•	-	-
Metal grease filter(s)/number	• / 3	• / 3	• / 3	• / 2	• / 2
Screen lock	•	•	•	-	-
Oil cup	•	•	-	-	-
Installation height from					
Electric hob (mm)	400-450	500	500	500	500
Gas hob (mm)	450-500	650	650	650	650
Performance data					
Extraction capacity (m³/h)	1,250	1,140	1,100	603	603
Noise dB(A)	48	57	46	51	46
Additional equipment required					
For ducting: ventilation hose and wall box	•	•	•	-	-
Ventilation hose diameter (mm)	164		150	150	150
For recirculation: charcoal filter optional	-	-	•	4055217501	942122624
Electrical connection					
Connected load (Watts)	324	249	249	256	331
Fuse rating (A)	13	13	13	13	13
Appliance dimensions					
Height (mm)	938-1355	612-1092	518-1158	301	301
Width (mm)	900	900	895	898	598
Depth (mm)	395	500	500	300	300
Color options					
Stainless steel	•	•	•	•	•
Glass	•	-	-	-	-
Country of origin					
	Asia	Asia	Asia	Italy	Italy

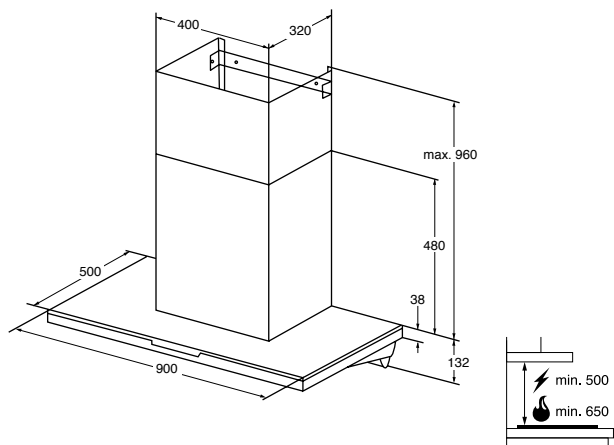
Panel designer hood

EFS 928 SA



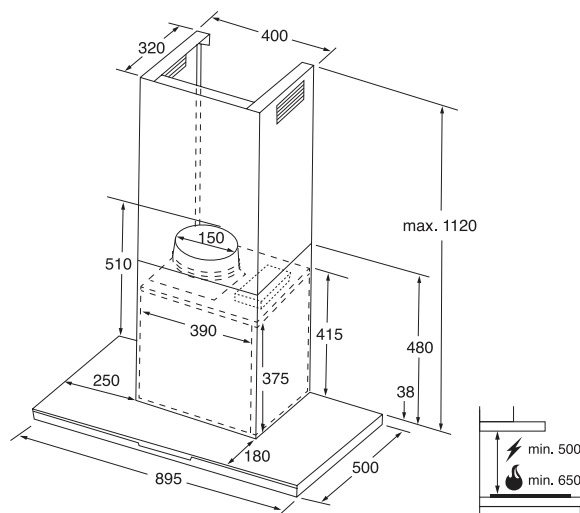
Chimney hood

EFC 926 SA



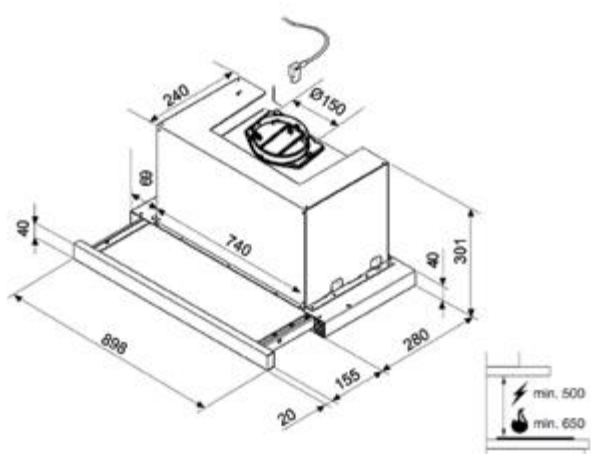
Chimney hood

EFC 926 BAR



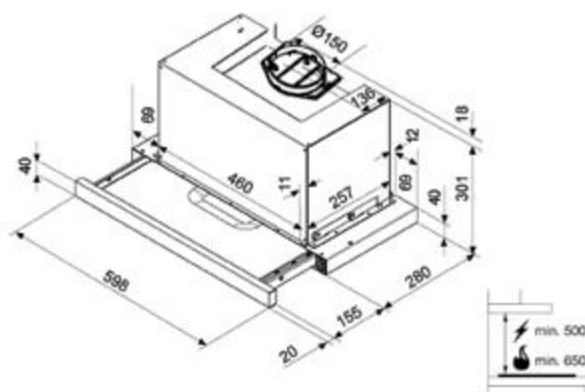
Telescopic hood

EFP 90460 OS



Telescopic hood

EFP 60473 OS



Shop less, store more



*Gone are the days
when having a built-in
fridge-freezer meant
lots of extra trips to the
grocery store. Today,
you can hide away a
full week's shopping
with ease.*

Modern life is hectic. Who has time to shop for food more than once a week? The compromise with a fully integrated kitchen is having less space to store life's essentials. Not anymore. Built-in and made to store more SpacePlus® is the only integrated fridge-freezer to hold 300 litres of groceries – over 10% more than standard models*. It stores so much by making clever use of all the room inside. No space is wasted. All your perishable items will fit in and stay fresh, from the largest family-sized packs to a full week's worth of ingredients.





TwinTech®
FrostFree breaks
the freshness barrier

MultiFlow in combination with TwinTech[®], breaking the freshness barrier

MultiFlow technology, distributing the air and maintaining the right climate inside the refrigerator, ensure exactly the same, optimum temperature at every shelf level. TwinTech[®] FrostFree with MultiFlow has been independently certified as delivering superior freshness*. Another advantage is the quicker chilling for food and quicker temperature recovery after door opening to avoid damaging the food. Natural and stable climate (humidity and temperature) avoids food dehydration and stress on food, improving preservation.

TwinTech[®] FrostFree has 2 separate cooling systems. One system works for the fridge and ensures that the air in the fridge is not dried out but instead has the right level of humidity to keep food fresher for longer. The other cooling system is only for the freezer, it works according to the usual NoFrost principle, ensuring that there is never any need for defrosting.

This guarantees:

- the right climate in your fridge, preventing food from drying out and losing its freshness
- no frost in the freezer so you never have to defrost again.



TwinTech[®] system

Standard system



For perfectly fresh ingredients, add a perfectly balanced climate





Flexible storage options

We know that having a range of flexible storage options within the fridge is very important, which is why we have covered salad and dairy compartments, transparent storage drawers, some with a maxi drawer for extra large items, which glide out easily on telescopic runners. Our glass shelves can be easily adjusted to give multiple shelf positions.

Use these to lower the temperature of the fridge freezer before adding shopping. This will help prolong quality and length of food storage



Frost free

With Electrolux frost free cooling appliances, there's no need to defrost your freezer ever again. You can maximise your storage space, there's no build up of ice in the freezer, fast freezing and defrosting and more storage space. You will have peace of mind, ease of use and convenience all in one.



Energy efficiency

As you would expect from Electrolux, all our built-in cooling products are CFC and HFC free. This means they cause as little harm as possible to the environment. All models across the range are A rated, with some even A+, which means you are buying the most economical cooling products and saving on your running costs.



Going away?

Save even more energy with the HolidayMode and EcoMode.



Ambient LED light

Long lasting and eco-friendly



4-star freezer compartment

4-star compartment is a great place for frozen food that you need regularly. It chills down to a safe -18°C.



Built-in FridgeFreezer

ENC 2858 AOW

The A+++ frost free built-in fridge freezer that keeps your food fresh for longer

\$16,800



Benefits / Features

The Intelligent FreeStore® system automatically evens out the temperature and humidity throughout the fridge so that you are free to store any item of food anywhere you like in your fridge due to the storage conditions being identical throughout the fridge.

With this fridge freezer, you will make savings for yourself – in terms of time and money! Its frost free system saves time defrosting your freezer, while its energy efficient technology has earned an A+++ rating for energy use, saving you money. And that guarantees its leading level of energy efficiency.

- Fully integrated, door on door installation
- Intelligent FreeStore® – the freedom to store any fresh item anywhere
- Automatic defrosting of the fridge compartment and no frost of the freezer compartment
- Fan air circulation for even temperature throughout the fridge
- Fast freeze function with auto return to normal settings – freezes fresh food faster so vitamins, textures, flavour and all healthy qualities are preserved better
- TasteGuard® filter
- Soft closing system for smooth, gentle shutting every time
- Very silent: only 39dB (A)
- Refrigerator shelves: 2 full width + 1 half depth, glass full width with front and rear trim – giving you more options when storing your food
- Refrigerator drawers: 2 half width & a fresh zone
- Freezer drawers: 3 full width
- Door hinge: right & reversible
- EU energy label: **A+++**
- Color: white
- Made in Italy

Technical info

Freezer

-24-15°C

Fridge

+2-8°C

177 CM

G

Snowflake

Snowflake

LED

A+++

Built-in (mm)
1771 (H) x 560 (W) x 550 (D)

Dimensions (mm)
1768 (H) x 556 (W) x 549 (D)

Total net capacity : 247L
Fridge net capacity : 186L
Freezer net capacity : 61L

Built-in Fridge**ERY 1201 FOW**

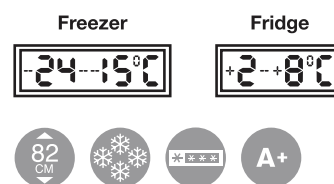
**Under counter fridge with
4-star freezer compartment**

\$9,800

**Benefits / Features**

The 4-star compartment freezes fresh food just as thoroughly as a full-size freezer. And because it's in your fridge, it makes a great place to store items and ingredients that you use frequently. It stores everything at an icy -18°C, safely preserving the flavours, texture and nutritional value of your food.

- Fully integrated, door on door installation
- 4 star freezing compartment
- Automatic defrosting of the fridge compartment and manual defrost of the freezer compartment
- Adjustable mechanical temperature control for safe food storage
- Very silent: 38 dB (A)
- A combination of 1 full width and 2 half depth glass shelves with trim, enables you to use the full width and depth of the fridge's internal space
- 1 full width covered dairy compartment is ideal for butter and cheese as these foods can then be served straight from the fridge
- CFC & HFC free - helping the environment
- Adjustable feet
- Door hinge: right & reversible
- EU energy rating: **A+**
- Color: white
- Made in Hungary

Technical info**Built-in (mm)**

820 (H) x 600 (W) x 550 (D)

Dimensions (mm)

819 (H) x 597 (W) x 545 (D)

Total net capacity : 117L

Fridge net capacity : 100L

Freezer net capacity : 17L

Stay cool with our **side-by-side food centers**

New side-by-side food centers target the consumer desiring to have maximized storage capacity in a stylish and technological fridge. They are packed with practical features to ensure that your food stays fresh as long as possible.



NutriFresh™ inverter

Keep temperature consistent for freshness and energy savings*.

*Save 12% in energy consumption compared to previous models.

Frost free

Frost free means there is no need to defrost your freezer again. You can maximize your storage space, there is no build up of ice in the freezer and labels will stay readable. You can simply forget about the problems of defrosting and spend time on more exciting activities.

FreshTaste deodorizer

Keep odours away and retain flavor.

Cooling food centers

ESE 6201 BG-MY
ESE 5301 AG-MY

Side-by-side inverter food center
with digital display control

\$16,800 (ESE6201BG-MY)



\$12,800 (ESE5301AG-MY)



Features

Fridge:

- NutriFresh™ inverter
- Crisper bins – ensures fruits and vegetables stay garden fresh
- Spill-proof glass shelves
- FreshTaste deodorizer – filters the air, attracts and absorbs stray odours
- Door alarm – enjoys peace of mind, knowing your fridge can never be accidentally left open
- Fully electronic control with digital display temperature control
- Holiday mode
- Fridge boost mode
- Display lock function
- Recessed door handles
- Large capacity of food storage space
- 2 egg trays, 4 glass shelves and 2 crisper bins

Fridge door:

- 3 door pockets / 1 dairy pocket – for storing refrigerating drinks / dairy products

Freezer:

- 2 freezer bins
- Freezer boost mode

Freezer door:

- 3 freezer pockets – for storing frozen food
- Ice twister and storage box
- Color: Black glass (ESE6201BG-MY)
Silver (ESE5301AG-MY)
- HK energy label: grade 1 (ESE5301AG-MY)
- Made in Asia

Technical info

Freezer

-23 -15°C

Fridge

+0 -+6°C



Dimensions (mm)

ESE6201BG-MY:

1821 (H) x 923 (W) x 706 (D)

ESE5301AG-MY:

1821 (H) x 923 (W) x 636 (D)

Net capacity

ESE6201BG-MY:

Total 594L / Fridge 369L / Freezer 225L

ESE5301AG-MY:

Total 478L / Fridge 313L / Freezer 165L

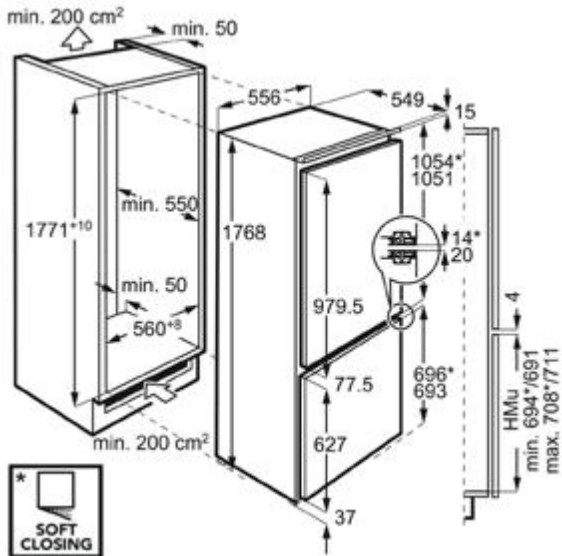
Fridge freezers



Model	ENC2858AOW	ERY1201FOW	ESE6201BG-MY	ESE5301AG-MY
Type	Bottom Freezer	Under Counter Fridge	Side-by-Side	Side-by-Side
Fridge features				
Frost free	-	-	•	•
Defrost	Auto	Auto	-	-
Electronic temperature controls/display type	•/LCD	Mechanical	•/LED	•/LED
Control position	Top of fridge compartment	-	Fridge door panel	Fridge door panel
Intensive cooling	•	-	•	•
Dairy compartment	•	•	•	•
Bottle shelves	•	•	•	•
Flexible shelf positions	•	-	•	•
Spill-proof shelves	•	•	•	•
Glass shelves (full-width)	2	1	4	4
Glass shelves (flexi)	1	2	-	-
Full width transparent bin with glass cover	•	-	-	-
2 half width salad bins with full width glass cover	•	-	-	-
Fridge drawers	-	-	2	2
Egg container	•	•	•	•
Interior light	•	•	•	•
Audible door open warning signal	•	-	•	•
Temperature control	+2°C ~ +8°C	+2°C ~ +8°C	+0°C ~ +6°C	+0°C ~ +6°C
Freezer features				
Frost free	•	-	•	•
Defrost	-	Manual	-	-
On display	•	-	•	•
Fast freeze push button	-	•	-	-
Fast freeze LED	•	-	•	•
High temperature warning audible buzzer	•	-	•	•
Freezer drawers	3	•	2	2
Transparent/solid white freezer drawers	Transparent	Transparent	Transparent	Transparent
Ice tray	•	-	•	•
Temperature control	-24°C ~ -15°C	-24°C ~ -15°C	-23°C ~ -15°C	-23°C ~ -15°C
Other features				
Reversible doors/hinge	•/right	•/right	-/na	-/na
100% CFC free	•	•	•	•
100% HFC free	•	•	•	•
Gross capacity fridge & freezer (L)	265	122	636	541
Net capacity fridge & freezer (L)	247	117	594	478
Net capacity fridge (L)	186	100	369	313
Net capacity freezer (L)	61	17	225	165
Energy efficiency information				
Energy efficiency class	A+++	A+		
Annual energy consumption (kWh/year)	153	184	431	394
Noise, IEC704-3 dB(A)	39	38	45	45
Frozen food rating	4 star	4 star	4 star	4 star
Power cut safe hours	23	13		
Freezer capacity (kg/24 hours)	8	2.5	14	12
Climate class	SN-N-ST-T	SN-N-ST	T	T
Electrical connection				
Connection load (W)	140	110	306	306
Fuse rating (A)	13	13	13	13
Appliance dimensions				
Height (mm)	1768	819	1821	1821
Width (mm)	556	597	923	923
Depth (mm)	549	545	706	636
Net weight (kg)	61			
Aperture dimensions				
Height (mm)	1771	820	-	-
Width (mm)	560-568	600	-	-
Depth (mm)	550	550	-	-
Door fixing	Door-on-door	Door-on-door	-	-
Packaging dimensions				
Height (mm)	1840	900	1880	1880
Width (mm)	605	630	981	975
Depth (mm)	600	620	757	680
Gross weight (kg)	63	36	116	103
Colour	White	White	Black glass	Silver
Country of origin	Italy	Hungary	Asia	Asia

In-column fridge freezer

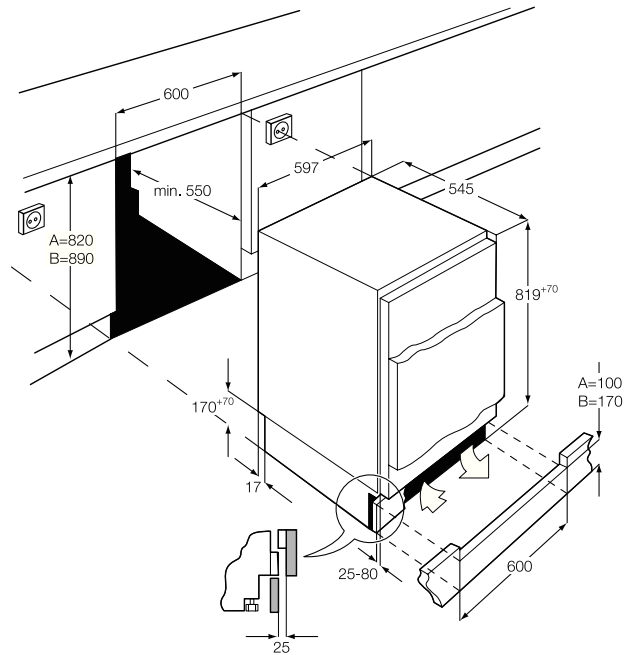
ENC 2858 AOW



Additional wrapping cost is required if the fridges are put beside each other.

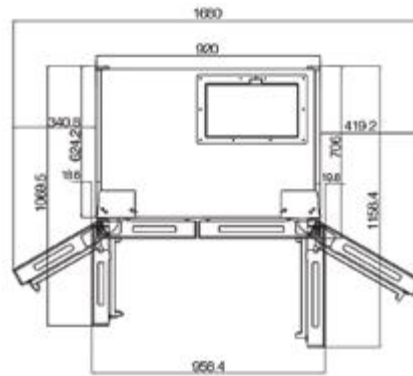
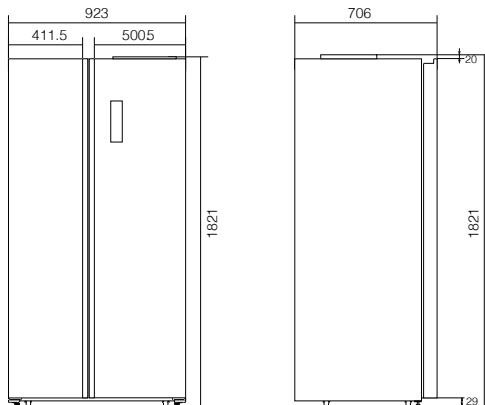
Under counter fridge

ERY 1201 FOW

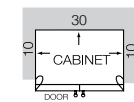


Side-by-side food center

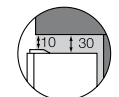
ESE 6201 BG-MY



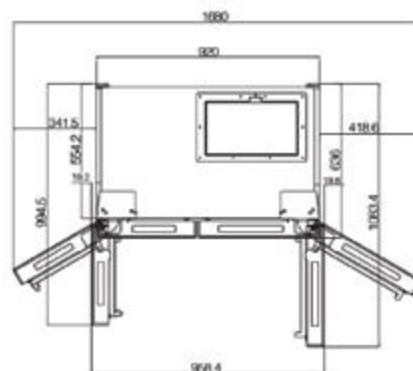
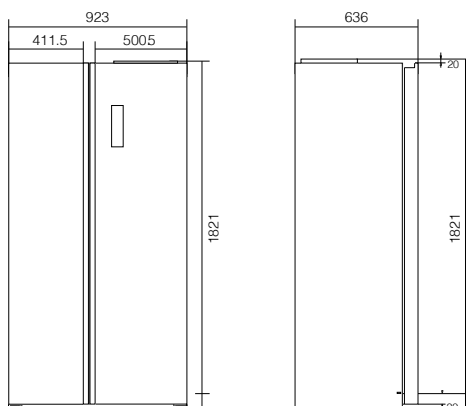
Recommended airspace



Dismantle of doors



ESE 5301 AG-MY







Dual Zone Wine Cooler has a perfect taste setting

Dual Zone Wine Cooler has two very distinct, and independently controlled temperature zones for red and white wine storage. They preserve your wines for a very long time. With achieving the correct temperature for every type of wine, it will maintain your wines natural flavor and essence. The real juices and flavor come out !

Adjust the temperature before serving

Different wines taste best at slightly different temperatures, which may vary from the temperature in which they were stored. Right before drinking the wine, allow the temperature to rise or fall to the appropriate serving temperature:

- Blush, rose and dry white wines: 46-57°F (8-14°C)
- Sparkling wines and champagne: 43-47°F (6-8°C)
- Light red wine: 55°F (13°C)
Deep red wines: 59-66°F (15-19°C)



Upper
zone

Lower
zone

Upper zone

White wine	+7°C - +10°C
Champagne	+8°C - +10°C
Rosé wine	+7°C - +13°C
Sparkling wine	+6°C - +11°C

Lower zone

Red wine	+12°C - +18°C
Fortified Wine	+18°C - +20°C

Wine cooler

EWK 1262 X

Large capacity freestanding /
in-column VINO dual zone wine cellar
\$13,800



Benefits / Features

With this trendy wine cellar, you can rest assured that your bottles of wine are stored at your exact required temperature. As a result, you can confidently uncork any bottle, be it red or perfectly chilled white, and delight your guests or family.

- Stores up to 125 bottles (traditional Bordeaux 750ml)
- Digital separated dual zone setting
Upper zone 5~22°C (41~72F)
Lower zone 5~22°C (41~72F)
- Anti-UV glass door, dark interior, ideal humidity and temperature for wine storage
- 7 exclusive wine labelling kits
- 14 roller wooden shelves
- Ensure that you have precise temperature and function control with the LED Touch Control electronic display
- 4 internal white LED lights ensure easy identification of stored wine - automatically be activated when the door is opened
- Sabbath mode / Eco demo mode to minimize energy consumption during long absence
- Audible open door warning signal
- Wine cellar with 3 layers of glasses and stainless steel handle
- Front venting design, suitable for use either as built-in or free standing
- Door reversible for changing side of the door handle
- Color: Stainless steel door frame
- Made in Asia

Technical info

Upper zone

+5 - +22°C

Lower zone

+5 - +22°C

177 CM

Built-in (mm)
1782 (H) x 600 (W) x 581 (D)

Dimensions (mm)
1768 (H) x 595 (W) x 576 (D) without handle
1768 (H) x 595 (W) x 621 (D) with handle

Wine cooler

EWK 0462 X

**Freestanding / in-column VINO
dual zone wine cellar**

\$7,680

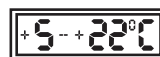


Benefits / Features

With this trendy wine cellar, you can rest assured that your bottles of wine are stored at your exact required temperature. As a result, you can confidently uncork any bottle, be it red or perfectly chilled white, and delight your guests or family.

- Stores up to 45 bottles (traditional Bordeaux 750ml)
- Digital separated dual zone setting
Upper zone 5~22°C (41~72°F)
Lower zone 5~22°C (41~72°F)
- Anti-UV glass door, dark interior, ideal humidity and temperature for wine storage
- 3 exclusive wine labelling kits
- 5 roller wooden shelves
- Ensure that you have precise temperature and function control with the LED Touch Control electronic display
- 4 internal white LED lights ensure easy identification of stored wine - automatically be activated when the door is opened
- Sabbath mode / Eco demo mode to minimize energy consumption during long absence
- Audible open door warning signal
- Wine cellar with 3 layers of glasses and stainless steel handle
- Front venting design, suitable for use either as built-in or free standing
- Door reversible for changing side of the door handle
- Color: Stainless steel door frame
- Made in Asia

Technical info



Built-in (mm)

830-902 (H) x 600 (W) x 581 (D)

Dimensions (mm)

820-890 (H) x 595 (W) x 576 (D) without handle
820-890 (H) x 595 (W) x 621 (D) with handle

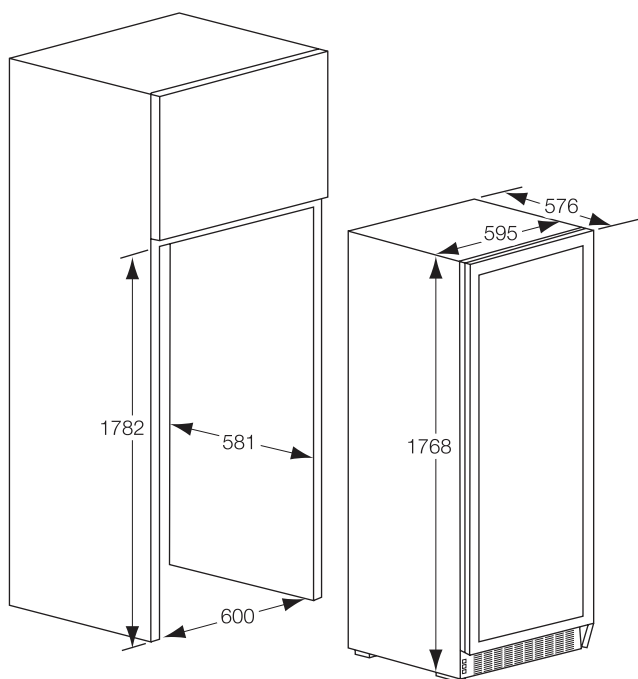
Wine cellar



Model	EWK1262X	EWX0462X
Functions		
Defrost	Auto	Auto
Control type	Electronic	Electronic
Display	LED	LED
On/off switch	Touch	Touch
Children security device	-	-
Door open indicator	•	•
Door type	Triple layer UV resistant glass	Triple layer UV resistant glass
Internal light	4	4
Full width shelves	14	5
Shelve type	Wooden	Wooden
Other features		
Reservible doors	•	•
Door hinge	Right	Right
Climate class	ST	ST
Noise dB(A)		
Chill technology	Dynamic	Dynamic
Cord length (m)	1.8	1.8
Energy efficiency class		
Net capacity L	338	125
Electrical connection		
Fuse rating (Amp)	13	13
Product dimensions		
Height (mm)	1768	820-890
Width (mm)	595	595
Depth (mm) with handle	621	621
Depth (mm) without handle	576	576
Aperture dimensions		
Built in height, mm	1782	830-902
Built in width, mm	600	600
Built in depth, mm	581	581
Packaging dimensions		
Height (mm)	1960	875
Width (mm)	660	660
Depth (mm)	628	628
Gross weight (kg)	100	51
Color		
	Stainless steel door frame	Stainless steel door frame
Country of origin		
	Asia	Asia

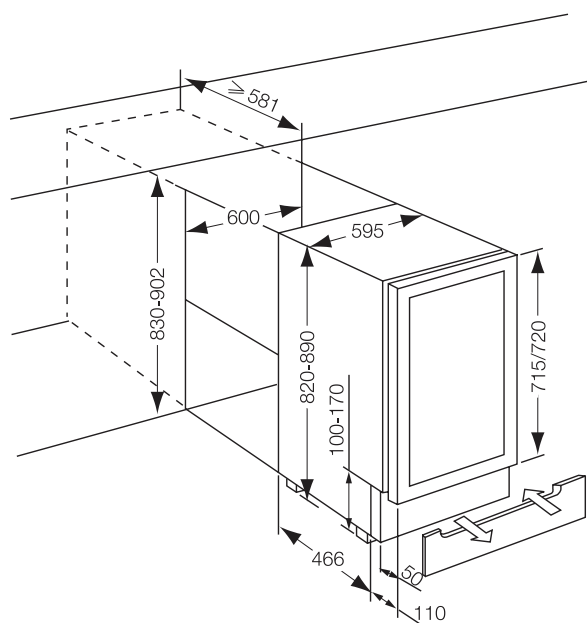
VINO dual zone wine cellar

EWK 1262 X



VINO dual zone wine cellar

EWK 0462 X



Create. then relax

When the meal's over, it's time for you to be spoiled. Snuggle up on the sofa. Catch the don't miss episode from your favourite TV show. Lose yourself in a chapter from your book. Treat yourself to some quality time knowing that all the dishes and everything else your creation required are in good hands.

Indulge yourself

How often do you get to put your feet up or manicure your nails? Time's too precious to spend all your time in the kitchen. No matter how many pots, pans plates, bowls, glasses, spatulas, whisks and jugs you just had to use, the RealLife™ dishwasher will cope. Beautifully. Not only is the RealLife™ extra large, but its flexible baskets and foldable

racks will accommodate bulky, oddly shaped and delicate items that normally have to be washed by hand.

The satellite spray arm that gets right into the corners, ensures that absolutely everything is washed to the same high standard. In other words, the RealLife™ dishwasher is made for real life.




For more information on RealLife™ and our range of other dishwashers that are designed to adapt to you.



A solution for today - the RealLife® concept

Our RealLife® dishwasher gives you every opportunity to explore your culinary repertoire, without having to worry about the aftermath. Just load it as you go along. No matter what items your dishes demand – their size or shape – it will cope. The XXL tub, with moveable baskets, offers the most flexible space around.



XXL Tub

The largest, most flexible loadable volume compared to products with the same external dimensions



FlexiLift

FlexiLift offers you the possibility to set the upper basket, when either full or empty, in two different positions: lower or upper, depending on your load and space needs. For example, if extra tall items are placed in the lower basket, then the upper basket can be set in the upper position – and vice versa.



FlexiSpray arm

FlexiSpray arm, with its clever double rotating action, and TopShower jets ensure that water reaches even the most awkward areas and energy is used efficiently. The stainless steel / polypropylene central drain filter is capable of catching the biggest waste, scraps and preventing against waste accumulation on the other filters.



TimeBeam™

We have beam on floor across the range which tells you when the dishwasher is ON (red dot projected on floor) or OFF (green dot projected on floor). Additionally, we offer TimeBeam (digits on floor) on the high end, which also tells you the remaining time till your dishes are ready. This allows perfect integration of your dishwasher within your kitchen still allowing subtle control ... a real breakthrough!

SoftSpikes

SoftSpikes are special pads in soft material to improve stability of glasses, cups, etc and avoid delicate glasses from tilting or at worst breaking.



High quality self-cleaning filters

Strainer with a mesh in polypropylene contains coarse-mesh filter and micro filters, in which to catch big dirty marks and smallest waste or particles. It allows to wash constantly with clean water and there is no risk to fill up spray arm's holes. No headache to clean it after each washing cycle.

Delay start

This option is used to delay program start by up to 24 hours, avoiding the simultaneous use of a number of appliances, and better organizing housework. Thanks to the start delay, it allows you to use your dishwasher during off peak hours after you have loaded it.



If delay start is set the time to programme start together with the word "DELAY" is displayed



"0:00" together with the word "CLEAN" displayed at programme end



Auto off

Auto off automatically disconnects your dishwasher from the electricity grid (as it was unpugged) 10 minutes after the cycle is over. This eliminates the energy consumption during the stand by mode.

Auto door opening

On the Eco50 programme the door opens automatically for the last 30 minutes of the drying cycle to help save energy and optimise the effect of the drying function.

Energy saving

Our new Reallife dishwashers use even less water (10 and 11 liters across the range, down to 8 liters in auto program) and energy than our previous ranges and most of our competitors. This is thanks to the latest technology used in the washing system and hydraulics that allow to use every single drop of water in the most efficient way.



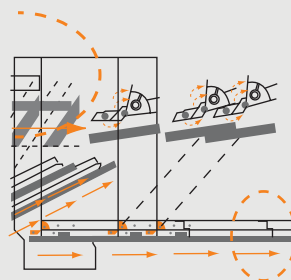
Your cycles in seconds

With MyFavourite you can save your most liked settings and turn your fav programme settings on.



SmartFit

The door can be opened completely without coming into contact with the plinth. The SmartFit sliding hinge solution makes it possible to fit doors of 670-825 mm height. With plinth heights of 0-140 mm the wooden plinth need not be cut. The wooden door can also be fixed to the dishwasher door in the usual way.



Dispelling the myths of dishwashing.

The green machine!

Electrolux has a range of programmes and options which give outstanding wash and dry results. With up to 8 programmes available on top models which include Intensive 70°C and Quickwash 60°C as well as delay start and plate warmers.

Range of programmes

Intensive 70°C

Perfect for difficult items such as heavily soiled pots, pans and gratin dishes. This programme has a high washing temperature of 70°C which ensures perfectly clean items. Total duration of the program is between 120-130 minutes.



Quickwash 60°C

Delivers an 'A' rated wash performance at 60°C for a freshly soiled load and it's complete in just 30 minutes. Ideal for small loads or when entertaining. The drying phase is missing but the last rinse is done at 65°C to speed drying up. Perfect if a crockery for a dinner party of 12 is a problem.



Eco 50°C wash

The main washing temperature is up to 50°C. It is an economic program with low energy and water consumption and finishes in 130-140 minutes. With bio effect, this program provides perfect result of washing since the "bio" phase extended.



Normal 65°C wash

This washing program includes prewash, main wash, 2 intermediate rinses, final hot rinse and drying phase. Total duration of the program is between 105-115 minutes. Ideal program and a normal soiled dishes with good result in terms of efficiency.



Auto flex programme

This programme is so easy to use, just select the automatic programme and go. The energy consumption and duration of the programmes are adjusted accordingly to how dirty the items are. Always delivers an economical and outstanding result across a board temperature range of 45-70°C.

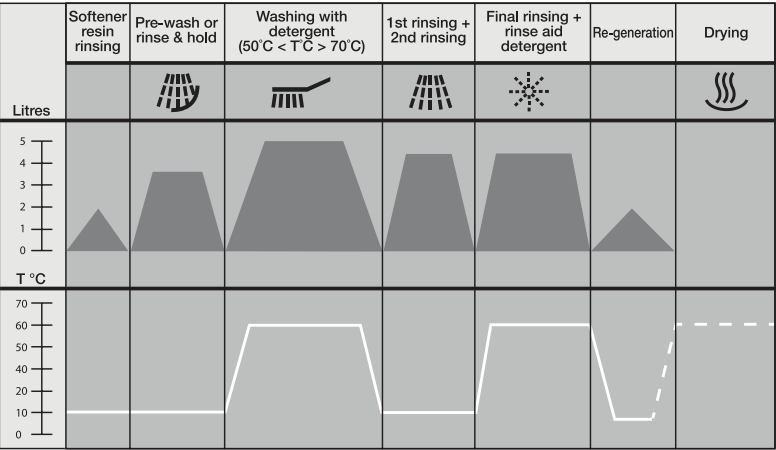


Rinse & hold

Give your dishes a quick cold rinse, before the dishwasher is fully loaded. This program does not require the use of detergent. It avoids food scraps from sticking together, eliminates unpleasant odours and uses your dishwasher economically



The washing cycle process



ComfortLift® dishwasher

ESL 7845 RA

ComfortLift® is the first of its kind giving you easier access to your dishes in a more convenient way than ever before.

\$16,800



Benefits / Features

Gentle on you, gentle on your dishes

The unique mechanism lets you gently slide the lower basket up to an accessible height, adding extra ease to loading and unloading. Our latest innovation in dishwasher technology makes this everyday task so much more comfortable.

Smooth steady motion

Now there's no more need to worry about chips or cracks caused by the dishwasher basket sliding suddenly into place. Our ComfortRails have special dampers that stop the baskets from coming to an abrupt halt with a loud rattle of plates, being gentle on your dishes and quiet too.

SoftGrip safely holds glasses

Say goodbye to hand washing your delicate glasses, with our clever SoftGrip wine glasses holders, which keep glasses tightly but firmly in place throughout the full cycle.



- Fully integrated dishwasher
- ComfortLift® – extra ease to loading and unloading
- 7 programmes including AutoFlex, Eco 50°, FlexiWash, GlassCare 45°, Intensive 70°, QuickPlus 60°, Rinse & Hold
- 5 temperature options and up to 24-hour delay start
- Time Manager, XtraDry and MyFavourite options
- FlexiSpray Satellite spray arm
- Inverter technology
- TimeBeam®
- SoftSpikes® made from soft material improves stability of glasses and cups
- AirDry technology - door is opened by 10cm in the last part of the cycle
- Panel color: stainless steel with digital display
- Energy efficiency A+++
- Cleaning performance A / drying performance A
- Noise level 39 dB(A)
- Water consumption 11L
- Made in Italy

Technical info

**Built-in (mm)**

820-900 (H) x 600 (W) x 570 (D)

Dimensions (mm)

818-898 (H) x 596 (W) x 550 (D)

Dishwasher

ESI 5550 LAX

Semi-integrated dishwasher with sensor control

\$11,800



Benefits / Features

Get dishes clean and ready in half the time

The convenient Time Manager function lets you reduce the dishwasher's cycle length by half, so your dishes will be ready for use whenever you need them. Ideal when you're having guests.

Naturally inspired drying

Our new AirDry technology uses natural airflow to finish the drying. It opens the door by 10cm in the last part of the cycle until you're ready to unload. A natural way to get maximum drying performance while effectively reducing your energy costs.

30-minute quick program to clean your loads quickly



- Semi-integrated dishwasher
- 6 programs including AutoFlex, Eco 50°, GlassCare 45°, Intensive 70°, Quick Plus 60°, Rinse & hold
- 4 temperature options and up to 24-hour delay start
- Time Manager, XtraDry and MyFavourite options
- Water sensor detects the level of dirt and adjusts water consumption
- Text / symbol panel
- Energy efficiency A+++
- Cleaning performance A / drying performance A
- Noise level 44 dB (A)
- Auto shut off
- FlexiLift system makes loading easy as it is possible to adjust the basket
- Water consumption 9.9 L
- Made in Poland

Technical info



Built-in (mm)
820-900 (H) x 600 (W) x 595 (D)

Dimensions (mm)
818-898 (H) x 596 (W) x 575 (D)

Slim RealLife® dishwasher**ESI 4201 LO****45cm fully integrated dishwasher
with sensor control**

\$8,680

**Benefits / Features****Naturally inspired drying**

Our new AirDry technology uses natural airflow to finish the drying. It opens the door by 10cm in the last part of the cycle until you're ready to unload. A natural way to get maximum drying performance while effectively reducing your energy costs.

30-minute quick program to clean your loads quickly

- Fully integrated dishwasher
- 3 temperature options
- 5 programmes including Eco 50°, Intensive 70°, Normal 65°, QuickPlus 65°, Rinse & Hold
- FlexiLift system makes loading easy as it is possible to adjust the basket
- AirDry technology – door is opened by 10cm in the last part of the cycle
- Thermo efficient system
- LED indicator – inform you when the supply of salt is running low so you know when to refill it
- Fuzzy logic
- Panel colour: grey with symbols
- Energy efficiency A+
- Cleaning performance A / drying performance A
- Noise level 51 dB(A)
- Water consumption 9.9L
- Made in Poland

Technical info**Built-in (mm)**

820-900 (H) x 450 (W) x 570 (D)

Dimensions (mm)

818-898 (H) x 446 (W) x 550 (D)

Dishwashing



Model	ESL7845RA	ESI5550LAX	ESL4201LO
Controls			
Installation format	Fully integrated	Semi-integrated	Slim fully integrated
Capacity (number of IEC place settings)	13	13	9
Panel control	Electronic	Electronic	Electronic
Number of temperature options	5	4	3
Number of programmes	7	6	5
Programmes			
AutoFlex	•	•	-
Intensive 70°C	•	•	•
Normal 65°C wash	-	-	•
Quick 65°C (30 minutes)	•	•	•
GlassCare 45°C	•	•	-
Eco 50°C wash	•	•	•
Rinse & hold	•	•	•
FlexiWash	•	-	-
Control	Electronic	Electronic	Electronic
Visible control panel	-	-	-
Display	Digital	3 digits	LED indicators
Options			
TimeManager	•	•	-
Fuzzy logic	•	•	•
Delay start	1-24 hrs	1-24 hrs	-
Dishwashing features			
Drying system	AirDry	AirDry	AirDry
Upper basket height adjustable	•	•	•
Cupshelves	4 plastic	4 plastic	4 plastic
Lower basket plate racks	4 foldable	2 foldable	Fixed
Lower basket handles	•	•	-
Folding rack	2	2	-
Cutlery basket	Cutlery drawer	•	•
Salt indicator	•	•	•
Automatic rinse aid	•	•	•
Automatic detergent	•	•	•
End of programme indicator	Beam on floor + buzzer	•	Buzzer
Glass blocking system	•	Glass protection program	-
Wine glass holder	•	-	-
Installation features			
Anti-flood device	Floating switch	Floating switch	Floating switch
Inlet hose	Aqua control	Aqua control	Aqua control
Hot or cold water fill	•	•	•
Water pressure min/max (bar)	0.5/8	0.5/8	0.5/8
Worktop steam protection	•	•	•
Top & side fixing brackets	•	•	•
Recessed plinth	•	•	•
Feet - 3 (front adjustment block)	Adj 0 to 8 cm	Adj 0 to 8 cm	Adj 0 to 8 cm
Energy efficiency information			
Energy efficiency class***	A+++	A+++	A+
Energy consumption (kWh)*	0.832	0.832	0.778
Wash performance***	A	A	A
Drying performance***	A	A	A
Noise dB(A)	39	44	51
Programme time (mins)*	225	240	225
Water consumption (litres/cycle)	11	9.9	9.9
Annual energy consumption (kWh)**	241	234	222
Annual water consumption (litres)**	3080	2775	2775
Electrical connection			
Connected load (kWh)	2.2	2.2	1.95
Fuse rating (A)	13	13	13
Appliance dimensions			
Height (mm)	818-898	818-898	818-898
Width (mm)	596	596	446
Depth (mm)	550	575	550
Net weight (kg)	50.6	38.3	32.1
Aperture dimensions			
Height (mm)	820-900	820-900	820-900
Width (mm)	600	600	450
Depth (mm)	570	595	570
Furniture door dimensions			
Height (mm)	670-776	528-598	645-720
Width (mm)	596	596	446
Packaging dimensions			
Height (mm)	870	864	870
Width (mm)	635	635	490
Depth (mm)	680	680	685
Gross weight (kg)	52.3	39.8	33.4
Control panel colour			
Stainless steel	•	•	-
Grey	-	-	•
Country of origin	Italy	Poland	Poland

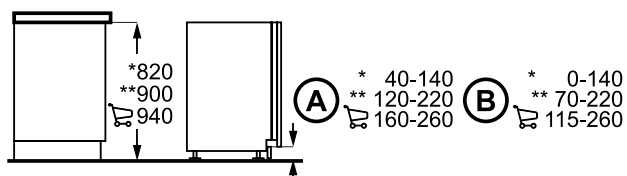
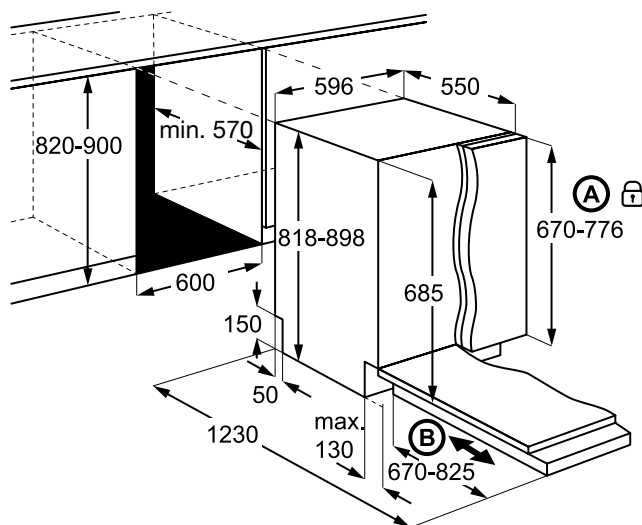
* Energy consumption is stated in kWh per standard test cycle, using cold water fill. Actual consumption will depend on how the appliance is used.

** Estimated annual consumption based on 220 washing cycles.

*** Models with an 'A' rated classification offer a higher performance than those with a 'G' rating.

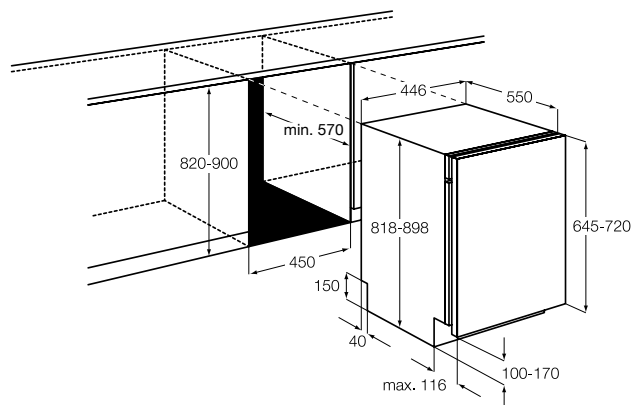
ComfortLift® dishwasher

ESL 7845 RA



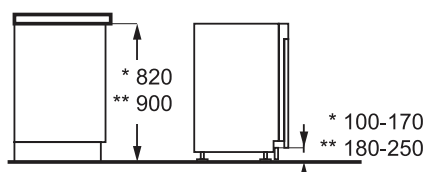
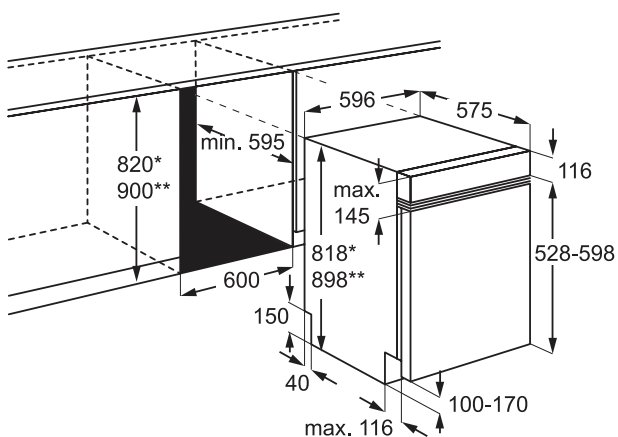
Slim RealLife® dishwasher

ESL 4201 LO



Dishwasher

ESI 5550 LAX



Washing machines

What's new

Highlights from across our washing machine range.



A+++

A+++ energy efficiency

One of the most energy efficient integrated washing machines in the market, making it very environment friendly.

Time manager

Putting you in control of how long your laundry takes.



Time Manager

What's key for you in washing machines?

Check the key opposite, then look for the symbols in the following pages to find the features you want.



Time manager



Spin speed



Quick wash, prewash and intensive options



Washing load



Drying load



Stacking kit SKP11

By installing the handy pullout slide table SKP11, Electrolux dryer can stack safely and conveniently on the top of washer. This highly functional design saves valuable space in Hong Kong's limited living area.

Less ironing

Easy Iron option ensures fewer creases, making it easier to iron with minimum effort.



Large display

Stunning large display which gives you instant feedback on wash status and programmes selected.



Large capacity

Our large 7kg capacity drum ensures that all your weekly washing can be done in one wash.

Inverter motor

Reliable, quiet and energy efficient with fewer moving parts.

Washer dryer

EWX 147410 W

Fully integrated electronic washer dryer
Washer: 7kg, 1400rpm
Condenser dryer: 4kg

\$13,800



Benefits / Features

Adjust the cycle to suit your schedule – not the other way around
Make certain the laundry will fit into your schedule. With TimeManager®, you can adjust the cycle and your laundry will be ready exactly when you say so.

Choose to save time and money by washing and drying more in one go
Thanks to its ability to wash and dry larger loads, this built-in washer dryer can save you time and money.

Laundry that's ready whenever you say so
Don't plan your day around your laundry. With the Delay Start function, you can postpone the start of the next cycle so that it will be ready whenever you are.

- Time Manager function
- Aqualux washing technology
- Extra large washing capacity, 7kg
- 1400rpm spin, spin reduction option your choice of 500/700/900/1400rpm
- Electronic controls with LCD display
- 19hr delay start option
- Large porthole with wide door opening - for easy loading
- Condenser tumble dryer for 4 kg load
- 4kg load "wash-to-dry" facility - for convenience and ideal for rainy days
- Handwash program that allows 'handwash' labelled items to be washed by machine
- Silk program designed specifically for silk with gentle wash and adapted spin cycle
- Wool program that allows 'wool' labelled items to be washed by machine
- Drying by time
- Extra rinse option
- Child lock
- Anti-foam rinse system, out of balance control of the drum load programs: on/off, cotton, cotton with prewash, synthetics, delicate, synthetics easy iron, spin, drain, rinses, silk 30, handwash, wool, cotton economy, synthetic dry, cotton dry
- Color: white
- Made in Italy

Technical info



Built-in (mm)
820 (H) x 600 (W) x 580 (D)

Dimensions (mm)
818 (H) x 596 (W) x 555 (D)

Dryer

EDH 3497 RDW

**Free standing condenser dryer
with heat pump technology**
Dryer: 9kg

\$15,998



Benefits / Features

Heat pump technology for energy efficiency

Professional laundries use low drying temperatures to minimize energy use. And it's thanks to professional heat pump technology that the dryer uses low temperatures to gently dry your clothes. As a result, it is 50% more energy efficient than a traditional B class dryer.

Woolmark Blue

Electrolux laundry appliances are endorsed by Woolmark – the world's leading, independent authority on wool care. Its apparel care labels guarantee appliances are safe for hand wash-only woollens. Woolmark Blue (formerly Woolmark Gold) shows the appliance has been independently tested and features a cycle deemed safe for wool garments which specify "hand wash" in their care instructions.

- Inverter motor technology
- Extra large drying capacity: 9kg
- Automatic humidity sensor
- Reverse tumbling technology
- Electronic rotary and touchscreen controls with LCD display
- 20hr delay start option
- Large porthole with wide door opening – for easy loading
- Reversible door (advance notice)
- Stacking kit SKP11 (optional)
- Shoe rack
- 14 drying programs: Cottons, Mixed, Synthetics, Easy Iron, Rapid, Time Drying, Refresh, Drying Rack, Wool, Delicates, Shirts, Duvet, Jeans, Sports
- Other user friendly options: Child Lock, Drying Time (up to 2 hrs), Anti-crease, Wool Load, Reserve Plus, Dryness Selection, MyFavourite and Drying Rack Time
- Color: white
- A-50% energy efficiency
- Made in Poland

Technical info



Dimensions (mm)

850 (H) x 600 (W) x 600 (D)
(Including panel 630mm depth)

Washing machine

EWF 1497 HDW2

Free standing front loading washer
Washer: 9kg, 1400rpm

\$7,898



Benefits / Features

Smart inverter motor

Increased durability and stability with minimal vibration, to ensure every wash is whisper quiet. The total efficiency of Smart Inverter Motor is much higher, the washing time is reduced by about 25% with the same washing performance, and saving more energy.

Woolmark Blue

Electrolux laundry appliances are endorsed by Woolmark – the world’s leading, independent authority on wool care. Its apparel care labels guarantee appliances are safe for hand wash-only woollens. Woolmark Blue (formerly Woolmark Gold) shows the appliance has been independently tested and features a cycle deemed safe for wool garments which specify “hand wash” in their care instructions.

Time manager – puts you in control of your time

The Time Manager function adapts the program type to how soiled your clothes are (Intensive, Normal, Quick, Super Quick).

- Inverter motor technology
- Steam system – vapour action reduces allergens in clothes by up to 99.9% and vapour refresh removes wrinkles and odours
- Time Manager function
- Extra large washing capacity: 9kg
- 1400rpm spin
- Electronic IQ touch control with LCD display
- 20hr delay start option
- Lily drum – increases surface contact with the laundry to enable more dirt and stains to be removed for a cleaner wash
- Large porthole with wide door opening – for easy loading
- Flap for powder or liquid detergent
- 14 washing programs: Cottons, Cottons Eco, Synthetics, Delicates, Wool/ Handwash, Jeans, Rinse, Spin/Drain, Duvet, Sports, 14 min., Steam Refresh, Steam Synthetics, Steam Cottons
- Other user friendly options: Prewash, Extra Rinse, Easy Iron, Child Lock
- Color: white
- A+++ -10% energy efficiency
- Made in Italy

Technical info



Dimensions (mm)
850 (H) x 600 (W) x 605 (D)
(Including panel 639mm depth)

Washing machine

EWF 1287 EMW

Free standing front loading washer
Washer: 8kg, 1200rpm

\$6,898



Benefits / Features

Woolmark Blue

Electrolux laundry appliances are endorsed by Woolmark – the world's leading, independent authority on wool care. Its apparel care labels guarantee appliances are safe for hand wash-only woollens. Woolmark Blue (formerly Woolmark Gold) shows the appliance has been independently tested and features a cycle deemed safe for wool garments which specify "hand wash" in their care instructions.

Time manager – puts you in control of your time

The Time Manager function adapts the program type to how soiled your clothes are (Intensive, Normal, Quick, Super Quick).

Laundry that's ready whenever you say so

Don't plan your day around your laundry. With the Delay Start function, you can postpone the start of the next cycle so that it will be ready whenever you are.

- Steam system – vapour action reduces allergens in clothes by up to 99.9% and vapour refresh removes wrinkles and odours

- Time Manager function
- Extra large washing capacity: 8kg
- 1200rpm spin
- Electronic IQ touch control with LCD display
- 20hr delay start option
- Lily drum – increases surface contact with the laundry to enable more dirt and stains to be removed for a cleaner wash
- Large porthole with wide door opening – for easy loading
- Flap for powder or liquid detergent
- 14 washing programs: Cottons, Cottons Eco, Synthetics, Delicates, Wool/ Handwash, Jeans, Rinse, Spin/Drain, Duvet, Sports, 14 min., Steam Refresh, Steam Synthetics, Steam Cottons
- Other user friendly options: Prewash, Extra Rinse, Easy Iron, Child Lock
- Color: white
- A+++ energy efficiency
- Made in Italy

Technical info



Dimensions (mm)

850 (H) x 600 (W) x 522 (D)
 (Including panel 555mm depth)

Laundry



Model	EWX147410W	EDH3497RDW	EWF1497HDW2	EWF1287EMW
Typology	Washer Dryer	Dryer	Washer	Washer
Installation	Built-in	Freestanding	Freestanding	Freestanding
Wash system	Aqualux	Heat pump drying	Eco valve	Eco valve
Wash capacity (kg)	7	-	9	8
Dry capacity (kg)	4	9	-	-
Spin speed (rpm)	1,400	-	1,400	1,200
Controls				
LCD Display Large	•	•	•	•
Electronic controls	•	•	•	•
Rotary controls	1	1	1	1
Push buttons	8	10	11	11
Programme progress LEDs	•	•	•	•
Delay Timer	•	•	•	•
Display for programme time, delay time and countdown to programme end	•	•	•	•
Programmes				
Cotton	•	-	•	•
Cotton with prewash	•	-	Steam cottons	Steam cottons
Cotton economy	•	-	•	•
Cotton economy with prewash	-	-	-	-
Synthetics	•	-	•	•
Synthetics with prewash	-	-	Steam synthetics	Steam synthetics
Synthetics easy iron	•	-	Steam refresh	Steam refresh
Delicate	•	•	•	•
Lingerie	-	-	-	-
Silk	•	-	-	-
Handwash	•	-	•	•
Wool	•	•	•	•
Cotton dry	•	•	-	-
Synthetic dry	•	•	-	-
Rinses	•	-	•	•
Drain	•	-	•	•
Spin	•	-	•	•
Options				
Quick wash	•	-	-	-
Delay start	•	•	•	•
Spin Speed Reduction	•	-	•	•
Rinse Hold	•	-	-	-
Prewash	•	-	•	•
Night Cycle	•	-	-	-
Extra Rinse	•	-	•	•
Features				
Large Porthole	•	•	•	•
Wide door opening	•	•	•	•
Performance				
Energy efficiency class	B	A-50%	A+++ -10%	A+++
Energy consumption wash/dry (kWh)	5,67	2,15	-	-
Energy consumption washing (kWh)	1,05	-	1,05	1,02
Washing performance	A	-	A	A
Washing consumption wash/dry (L)	99	-	-	-
Annual energy consumption (kWh) (only washing)	210	-	188	191
Annual water consumption (L)	9,800	-	12,299	10,900
Annual energy consumption (kWh) (washing & drying)	1,134	108,8	-	-
Annual water consumption (L)	19,800	-	-	-
Electrical and water connection				
Voltage/frequency (Volts/Hz)	230-240/50	230-240/50	230/50	230/50
Connected load (kW)	2,05	0,9	2,2	2,2
Fuse rating (A)	13	13	13	13
Cord length (m)	1,5	1,45	1,8	1,8
Water fill	Cold	-	Cold	Cold
Appliance dimensions				
Height (mm)	818	850	850	850
Width (mm)	596	600	600	600
Depth (mm)	555	600	605	522
Net Weight (kg)	68,9	56	76,3	66,4
Aperture dimensions				
Height (mm)	820	-	-	-
Width (mm)	600	-	-	-
Depth (mm)	580	-	-	-
Packaging dimensions				
Height (mm)	900	890	900	900
Width (mm)	640	640	640	640
Depth (mm)	640	680	710	626
Gross weight (kg)	71	58,5	78	68
Colour options				
White	•	•	•	•
Country of origin	Italy	Poland	Italy	Italy

(1 Models with 'A+' rated classification offer a higher performance than those with a 'G' rating.

(2 Based on standard test results for a 60°C cotton cycle.

(3 Based on standard test results for 60°C cotton cycle and dry cotton drying cycles.

(4 Average annual consumption for a 4 person household based on 200 standard 60°C cotton cycles always using a dryer.

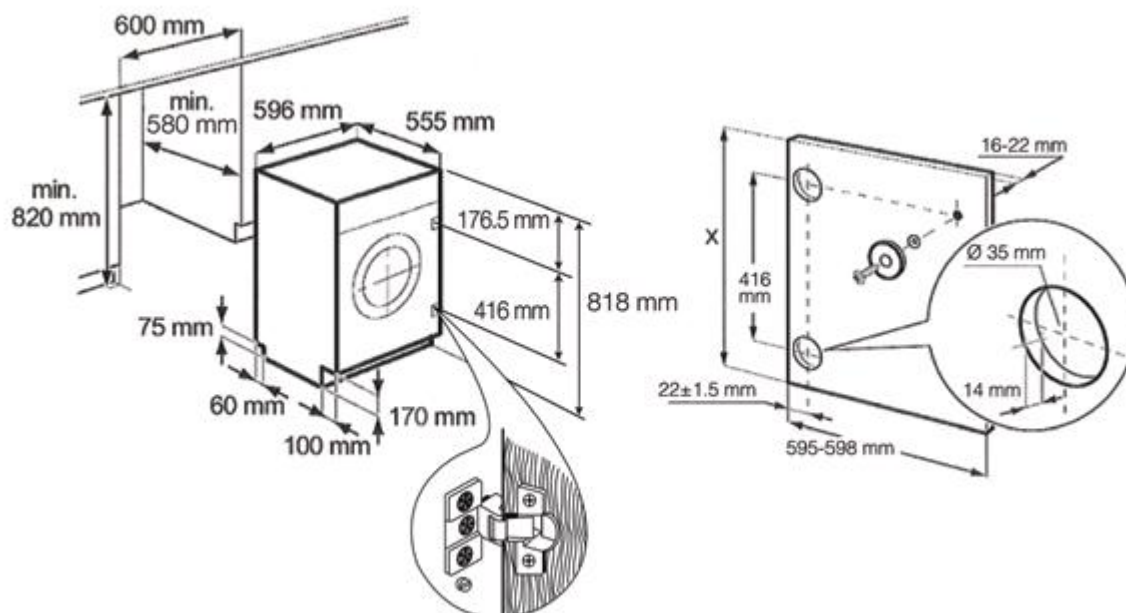
* Additional charge for alteration to slim cover.

All product photos are for reference only.

All product dimensions and specifications subject to change without further notice.

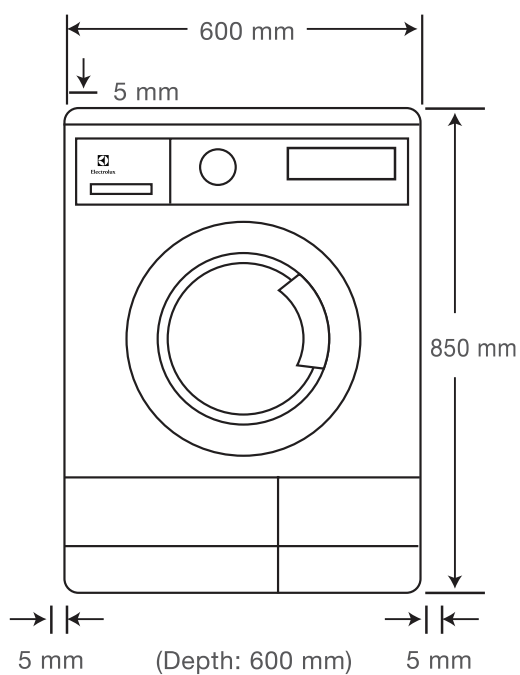
Washer dryer

EWX 147410 W



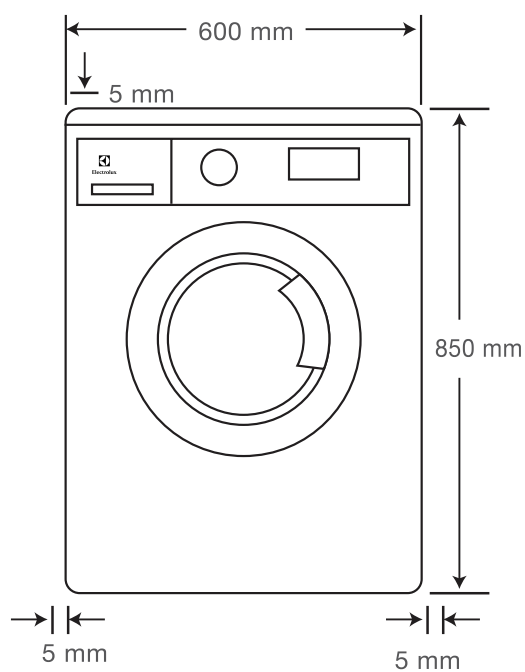
Dryer

EDH 3497 RDW



Washing machines

EWF 1497 HDW2 EWF 1287 EMW



Depth : 605 mm (EWF 1497 HDW2)
Depth : 522 mm (EWF 1287 EMW)

Sustainability matters

Our Green Range of appliances are the most environmentally friendly without compromising on performance. This means you can be confident in switching up to one of our green appliances to achieve maximum care with the lowest energy and water consumption.



6 in a row

Electrolux has a strong track record in sustainable operations and is proud to be ranked among the world's sustainability leaders in the Dow Jones Sustainability World Index (DJSI World) for the tenth consecutive year. DJSI World includes the 10% best-in-class economic, environmental and social performers among the world's 2,500 largest companies.

New technology is the key to improved energy consumption.

"Our focus on sustainability is core to Electrolux's business strategy. The development of water and energy efficient appliances is a result of our consumer insight, and helps us provide consumers with innovative and relevant products" says Henrik Sundstrom, Vice President Group Sustainability Affairs in Electrolux.

Sector leader

In the Sustainability Yearbook 2012, Electrolux received three recognitions: as Sustainable Asset Management (SAM) Sector Leader, SAM Sector Mover and SAM Gold Class in Durable Household Products.

Industry leader

For the fifth consecutive year, Electrolux has been ranked Industry Leader Household Durables in RobecoSAM's Sustainability Yearbook, an annual rating of companies' sustainability performance.

Ethical business

The Electrolux Sustainability Strategy focuses on four key issues: climate change, ethical business and safe workplaces, responsible sourcing and restructuring.

SUSTAINABLE ENERGY EUROPE




2009
silver class

2009
sector mover

2009
sector leader



Dow Jones
Sustainability Indexes



Electrolux products win multiple iF Design Awards 2018



Several Electrolux appliances have received iF Design awards for their innovative product design, including the prestigious iF Gold Award for the recently launched Electrolux Millennium built-in range.

The iF Design Award ceremony was held on March 9, 2018, in Munich, Germany. This year, 6,402 entries from 2,955 participants across 54 countries were judged by the international jury.

The Electrolux Millennium Collection – a premium built-in range of appliances launched in Switzerland – received the top iF Gold Award. The range was designed to push the boundaries of material finish and attention to detail; appearing sleek and discreet from a distance, using its mirror finish and subtle use of laser-etched branding to blend in.

“We design both innovative and intuitive products that seamlessly integrate into the daily lives of our consumers.

These awards are a validation of our outstanding product designs and our Human Touch design principles. Only 75 out of 6,402 entries received the special iF gold award for outstanding design, so this is a remarkable honor for Electrolux,” says Lars Erikson, SVP, Group Design.

The new connected Electrolux PerfectCare Collection of washing machines and tumble dryers received an iF Design Award for its visual panel with big, ergonomic knobs and bright user interface for an intuitive washing experience. An iF Design Award also went to AEG washing machines, for the Water-Softener technology which helps detergents work more effectively and maintains colors for longer.

Meanwhile, two of Electrolux latest floor care products – the Pure D9 canister vacuum cleaner and the game-changing robotic vacuum cleaner Pure i9 – were awarded for design and technology which enrich the consumer experience.



A large rectangular area with a light gray background, containing numerous horizontal dotted lines for writing.

Sole Agent

DAH CHONG HONG, LTD.

8/F., DCH Building, 20 Kai Cheung Road,
Kowloon Bay, Hong Kong

Tel: +852 2262 1637

Fax: +852 2814 7619

Service Hotline: +852 3193 9888

Electrolux Signature Showroom

Shop B, G/F., China Evergrande Centre,
38 Gloucester Road, Wanchai, Hong Kong

Tel: +852 2804 2328

Fax: +852 2804 2399

WhatsApp: +852 6115 4430

The Thoughtful Design Innovator.

Do you remember the last time you opened a gift that made you say "Oh! How did you know? That's exactly what I wanted!" That's the kind of feeling that the designers at Electrolux seek to evoke in everyone who chooses or uses one of our products. We devote time, knowledge, and a great deal of thought to anticipating and creating the kind of appliances that our customers really need and want.


This kind of thoughtful care means innovating with insight. Not design for design's sake, but design for the user's sake. For us, thoughtful design means making appliances easier to use and tasks more enjoyable to perform, freeing our customers to experience that ultimate 21st century luxury, ease of mind. Our aim is to make this ease of mind more available to more people in more parts of their everyday lives, all over the world. So when we say we're thinking of you, you know we mean just that.

Electrolux. Thinking of you.

To add a touch of professional inspiration to your kitchen, visit www.electrolux.com.hk



Our authorized dealer is happy to help.



Enjoy 2-year warranty services for new products when you become a member of Ultra Club. Register now!

To Know more:

